

National Weekly Wool Market Report

Season: 2018/2019

Sale Date: 13 March 2019



CAPE WOOLS SA

Tel: 27-41-4844301
 Fax: 27-41-4846792
 E-mail: stats@capewools.co.za
 Website: www.capewools.co.za

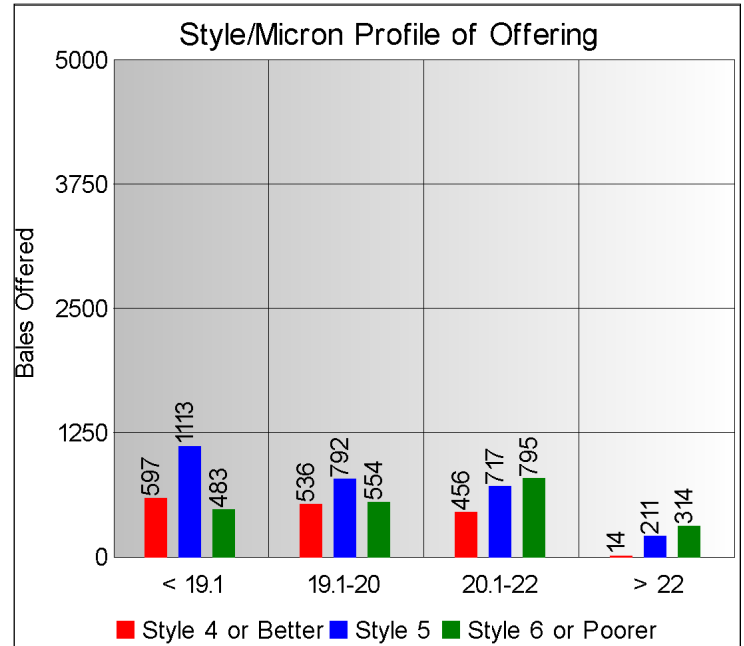
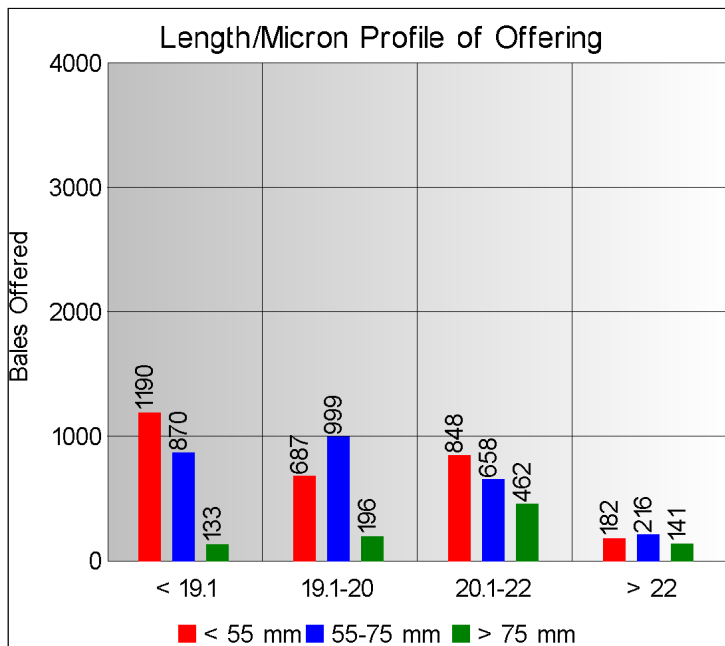
SA Merino Indicator				Buyers			
Indicator Unit	Current Sale	Last Sale	Change	Company	Bales Purchased This Week	% of Purchases	Total Bales Purchased This Season
# SA c/kg	21442	22178	-3.3%	Standard Wool SA	1838	27.9%	55907
Ave. to date (18/19)	22112	22141	-0.1%	G Modiano SA	1666	25.3%	69485
Ave. to date (17/18)	18433			Lempriere SA	1075	16.3%	28313
US c/kg	1496	1561	-4.2%	Tianyu SA	502	7.6%	31424
Euro c/kg	1325	1381	-4.1%	Stucken & Co	484	7.4%	17403
AWEX EMI	1992	2018	-1.3%	Segard Masurel SA	199	3.0%	7403
Exchange Rates				New England Wool SA	191	2.9%	2186
Currency Unit	This Week	Previous Week	% Change	H Dawson Sons & Co			
R/USD	14.3364	14.2043	-0.9%				
R/Euro	16.1876	16.0549	-0.8%				
R/AUD	10.1195	9.9862	-1.3%				
USD/AUD	0.7060	0.7033	-0.4%				

Analysis of Offerings by Broker This Week (Bales)

Broker	Merino Fleeces	Merino Bellies	Merino Lambs	Merino Backs	Merino Locks	* Other	Total	% Sold
BKB	2305	330	364	0	264	568	3831	89.3%
CMW	793	65	207	72	68	174	1379	93.3%
JLW	216	28	25	0	19	37	325	100.0%
MAS	0	0	0	0	0	0	0	
QWB	377	58	154	0	44	195	828	87.7%
SBL	0	0	0	0	0	0	0	
VLW	124	18	36	0	11	30	219	91.3%
Total	3815	499	786	72	406	1004	6582	90.5%

SA Merino Indicator includes Merino types comparable to international indicators.
 ## Cape Wools All Wool Indicator, includes all white wool sold at auction.

* crossbred, coarse and coloured, inferior



* Seasonal Receipts Declared

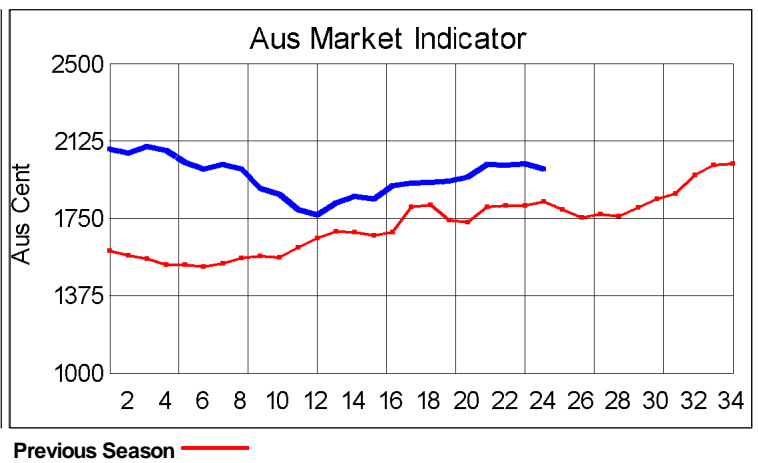
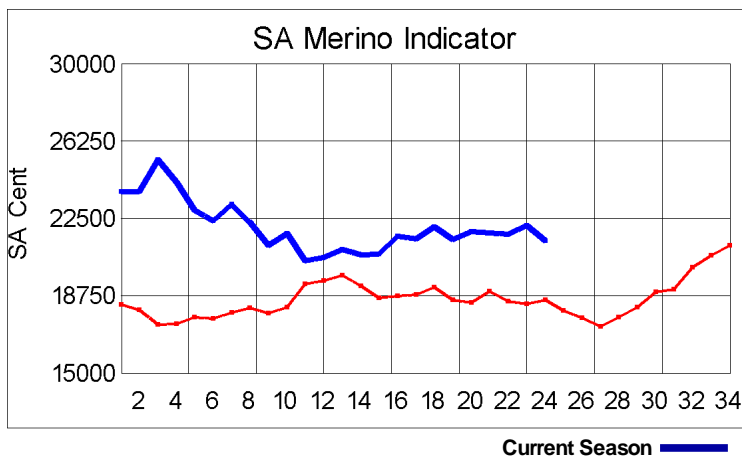
2018/19 Declared Receipts : 24 February 2019

35,164,201.6

2018/19 Declared Receipts : 17 March 2019

36,271,696.1

Percentage Change (Year-on-Year) : -11.24



Current Season — Previous Season —

Average Fleece Wool Prices (c/kg. clean)
Spinners and Good Topmaking Styles (AWEX Types MF4 and MF5)

Micron	100+mm	90mm	80mm	70mm	60mm	50mm	40mm	30mm	20mm	10mm
18.0			24304	25373	22874	21622	19613			
18.5			24177	23710	22505	21618	20265			
19.0		23143	23267	22803	21920	21314	18457			
19.5			22602	22354	21483	21173	18106			
20.0			22338	22153	21399	20281	17878			
20.5			22201	22147	20773	19878	16698			
21.0			21985	21661	21090	20766	17199			
21.5			22225	21811	20585	20481				
22.0				21503	20789					
22.5										
23.0										
23.5										
24.0										

* Based on a minimum of 3 lots sold per category

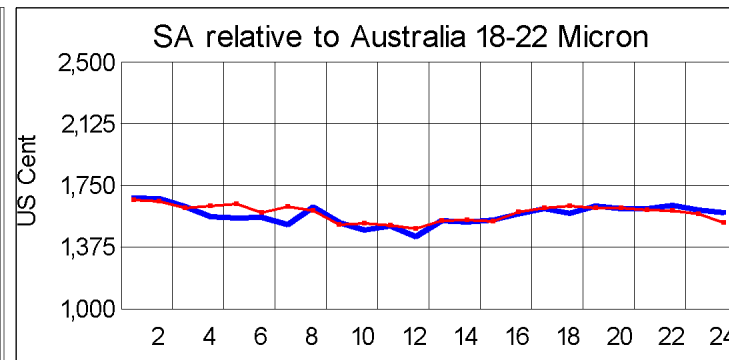
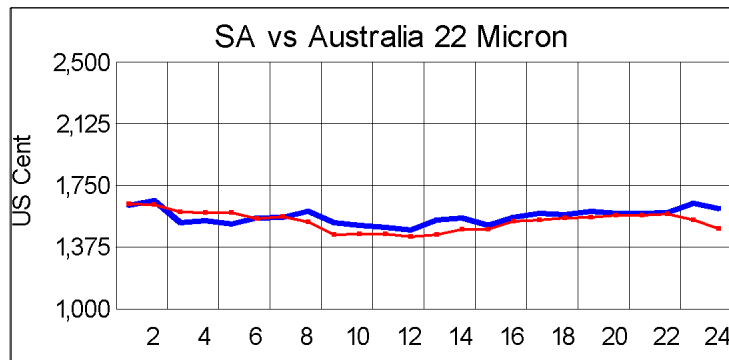
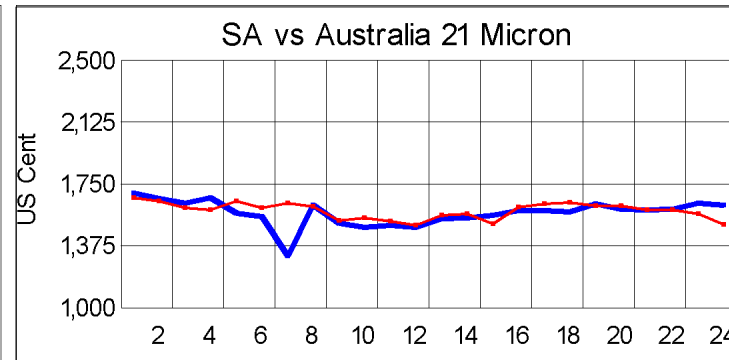
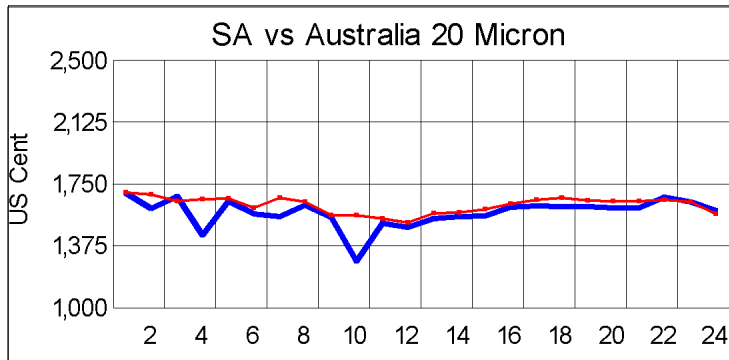
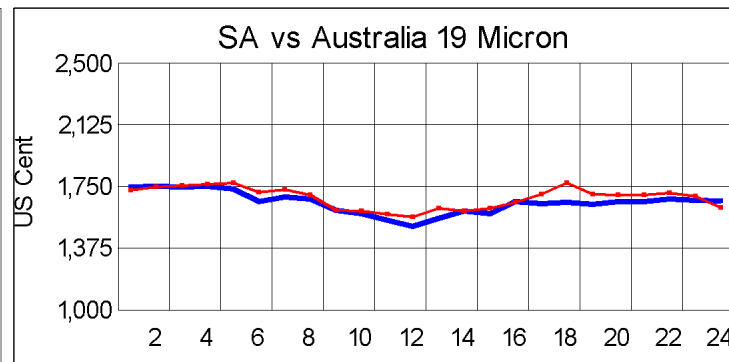
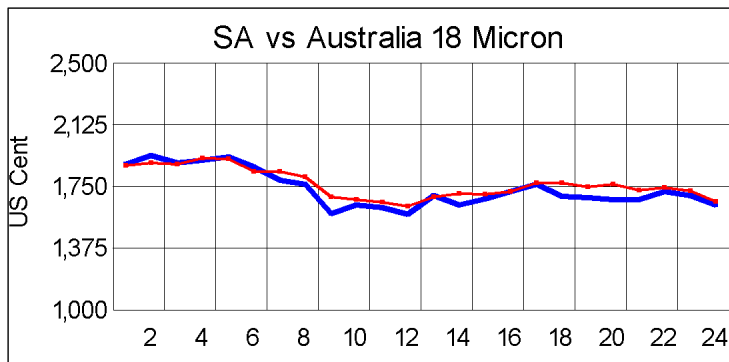
Average Topmaking Styles (AWEX MF6)

Micron	100+mm	90mm	80mm	70mm	60mm	50mm	40mm	30mm	20mm	10mm
18.0										
18.5				22142						
19.0				21638						
19.5										
20.0										
20.5										
21.0										
21.5					20449					
22.0										
22.5										
23.0										
23.5										
24.0										

* Based on a minimum of 3 lots sold per category

Other Selected Types/Qualities

	Long			Medium		
	19μ	20μ	21μ	19μ	20μ	21μ
Good Quality						
Lambswool	22710	21038		17379	17474	
Bellies	21112			18541	15488	
Locks				15240	17154	
Average Quality						
Lambswool	21601	21299	17766	16272	16113	
Bellies	20966	15951		15237	16039	12264
Locks				12149	14073	8791
Inferior Quality						
Fleecewool	21732	21595	19281	19534	19607	
Lambswool	21897			20377		
Bellies				15668	14215	11331
Locks				10594	8746	



— SA in USc
— Aus in USc

— SA in USc
— Aus in USc

Market Commentary

WOOL MARKET -3,3% LOWER

Port Elizabeth - The wool market ended lower at this week's auction and the Cape Wools Merino Indicator decreased by 3,3% and by 736 points to close at a value of R214,42 (Clean). The Australian EMI lost 1,3% this week. The Cape Wools All Wool Indicator lost by 3,3%.

Although the offering consisted of good quality long fine wools, the market came under pressure due to the continuous limitation on export of wool to China. The shorter wools were under more pressure, as buyers are forced to make their selection criteria stricter within the current trading environment. Sustainable clips once again achieved premium prices on today's auction.

The market declined by 4.2% in US terms from last week, highlighting the difficult trading environment.

This week saw the Rand at R14,34 to the US Dollar and R16,19 to the Euro. The Rand was 0,9% weaker against the US Dollar and 0,8% weaker against the Euro compared with the average rate at the previous sale. The offering comprised 6 582 bales of which 90,2% was sold. Major traders were Standard Wool SA (1 838), G Modiano SA (1 666), Lempriere SA (1 059) and Tianyu SA (502).

The average clean prices for the selection within the different micron categories for good top-making (MF5), long fleeces were as follows: 18,0 microns decreased 3,0% to close at R237,87/kg; 18,5 microns moved 3,1% down to close at R235,65/kg; 19 microns lost 3,2% to close at R232,99/kg; 19,5 microns weakened by 3,4% to close at R228,66/kg; 20 microns was 3,6% weaker to close at R225,32/kg; 20,5 microns lost 2,8% to close at R221,05/kg; 21,0 microns lost 3,1% to close at R216,02/kg; 21,5 microns tumbled by 0,7% to close at R214,58/kg; 22 microns fell 2,4% to close at 213,76/kg and 22,5 microns declined by 1,4% to close at R211,73/kg.

The next sale is scheduled for 20 March 2019 where approximately ±5 220 bales will be on sale.

*The detailed Seasonal Receivals Declared Report can be viewed at www.capewools.co.za