

# National Weekly Wool Market Report

Season: 2018/2019

Sale Date: 26 February 2019



CAPE WOOLS SA

Tel: 27-41-4844301  
 Fax: 27-41-4846792  
 E-mail: stats@capewools.co.za  
 Website: www.capewools.co.za

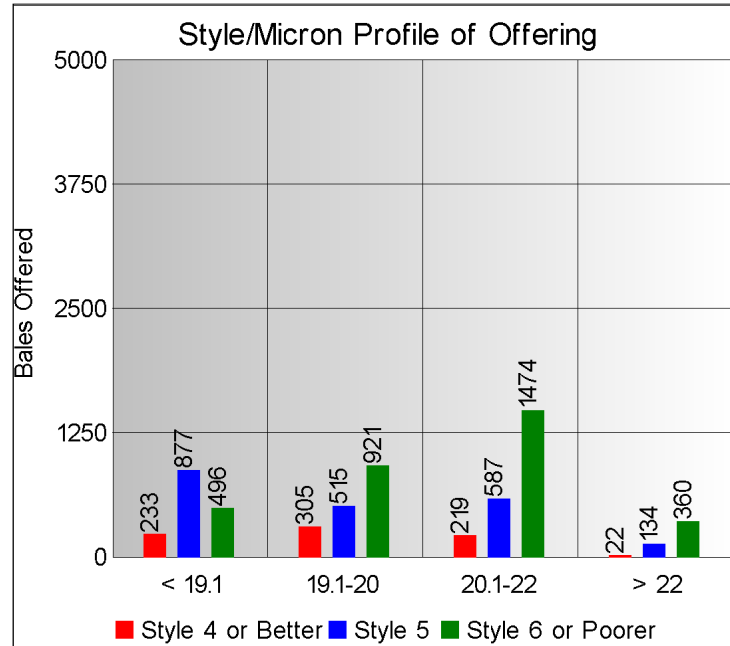
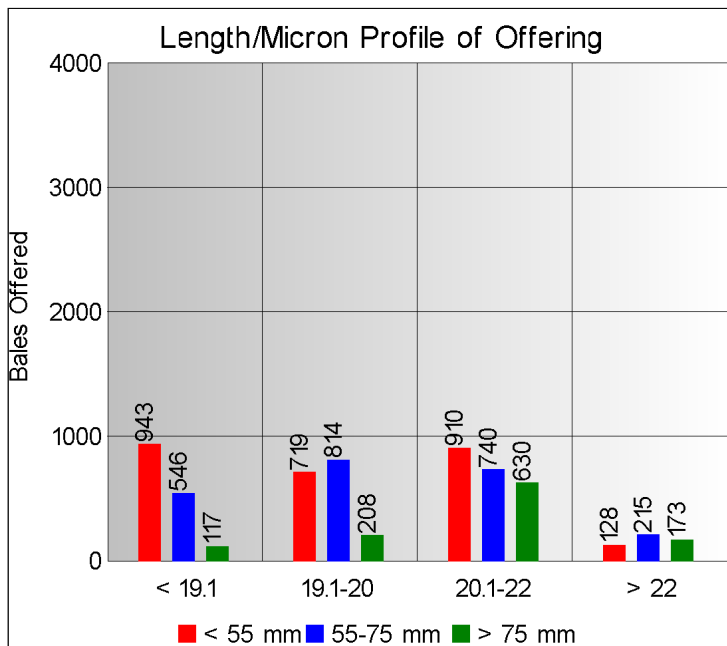
SA Merino Indicator				Buyers			
Indicator Unit	Current Sale	Last Sale	Change	Company	Bales Purchased This Week	% of Purchases	Total Bales Purchased This Season
# SA c/kg	21817	21876	-0.3%	G Modiano SA	1395	22.7%	64361
Ave. to date (18/19)	22157	22174	-0.1%	Tianyu SA	1050	17.1%	29280
Ave. to date (17/18)	18476			Standard Wool SA	976	15.9%	52014
US c/kg	1575	1587	-0.8%	Lempriere SA	890	14.5%	26327
Euro c/kg	1387	1402	-1.1%	Segard Masurel SA	383	6.2%	6846
AWEX EMI	2016	1953	3.2%	Stucken & Co	351	5.7%	16162
Exchange Rates				New England Wool SA	75	1.2%	1929
Currency Unit	This Week	Previous Week	% Change	H Dawson Sons & Co			
R/USD	13.8508	13.7825	-0.5%				
R/Euro	15.7322	15.6063	-0.8%				
R/AUD	9.9043	9.8102	-1.0%				
USD/AUD	0.7148	0.7120	-0.4%				

## Analysis of Offerings by Broker This Week (Bales)

Broker	Merino Fleeces	Merino Bellies	Merino Lambs	Merino Backs	Merino Locks	* Other	Total	% Sold
BKB	1761	352	312	0	249	930	3604	77.0%
CMW	1251	252	195	153	189	499	2539	92.4%
JLW	0	0	0	0	0	0	0	
MAS	0	0	0	0	0	0	0	
QWB	0	0	0	0	0	0	0	
SBL	0	0	0	0	0	0	0	
VLW	0	0	0	0	0	0	0	
<b>Total</b>	<b>3012</b>	<b>604</b>	<b>507</b>	<b>153</b>	<b>438</b>	<b>1429</b>	<b>6143</b>	<b>83.4%</b>

# SA Merino Indicator includes Merino types comparable to international indicators.  
 ## Cape Wools All Wool Indicator, includes all white wool sold at auction.

\* crossbred, coarse and coloured, inferior

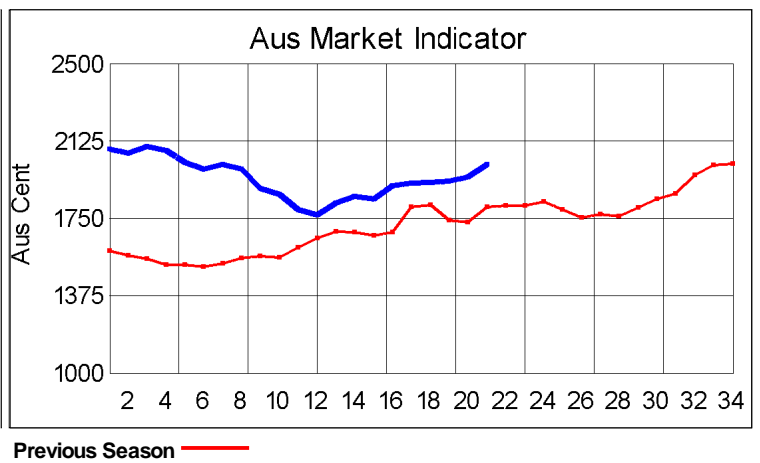
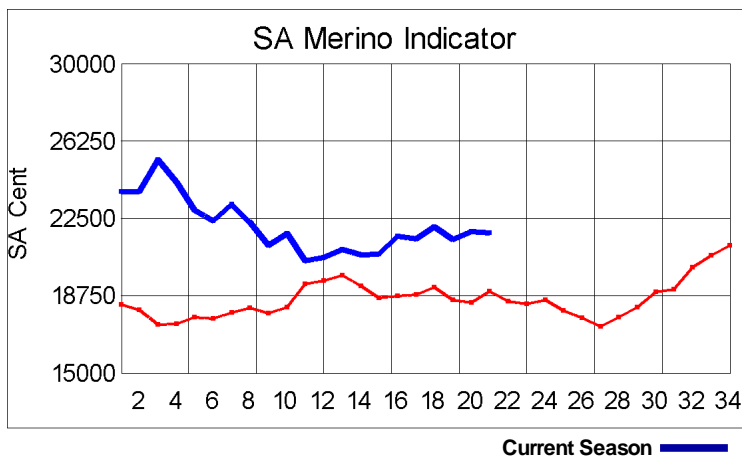


## \* Seasonal Receipts Declared

2018/19 Declared Receipts : 03 February 2019 32,503,716.8

2018/19 Declared Receipts : 24 February 2019 34,952,734.6

Percentage Change (Year-on-Year) : -11.19



Current Season █ Previous Season █

**Average Fleece Wool Prices (c/kg. clean)  
Spinners and Good Topmaking Styles (AWEX Types MF4 and MF5)**

Micron	100+mm	90mm	80mm	70mm	60mm	50mm	40mm	30mm	20mm	10mm
18.0			24007	23733	23376	21815				
18.5				23525	22538	21839				
19.0			23209	23005	22204	21142	19536			
19.5			23072	22738	21998	21135	18502			
20.0			22771	22336	21634	21084				
20.5			22720	22084	21792	20755				
21.0			22089	21926	21249	20833				
21.5				21715						
22.0										
22.5										
23.0										
23.5										
24.0										

\* Based on a minimum of 3 lots sold per category

**Average Topmaking Styles (AWEX MF6)**

Micron	100+mm	90mm	80mm	70mm	60mm	50mm	40mm	30mm	20mm	10mm
18.0										
18.5										
19.0										
19.5										
20.0				21268		20405				
20.5										
21.0				20519						
21.5										
22.0										
22.5										
23.0										
23.5										
24.0										

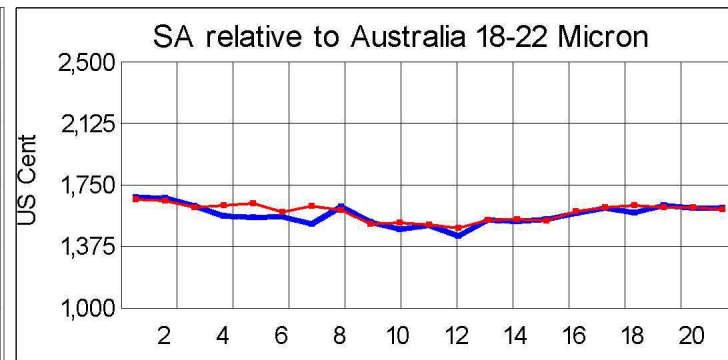
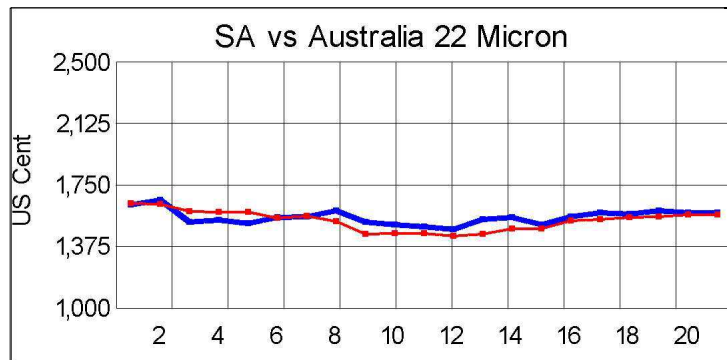
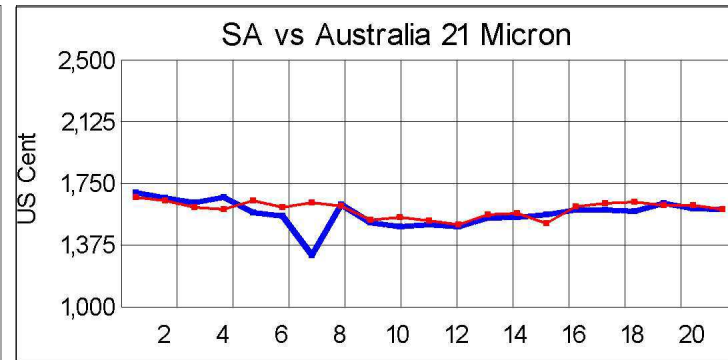
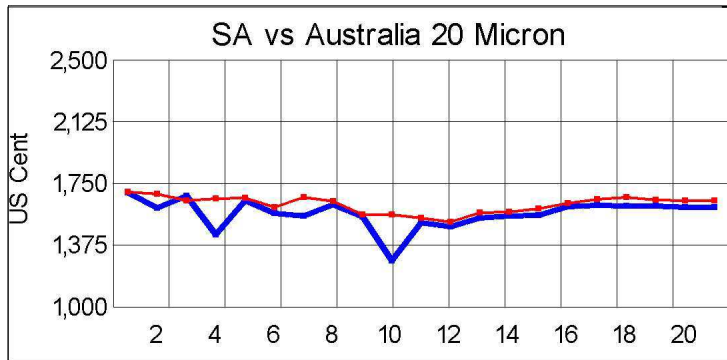
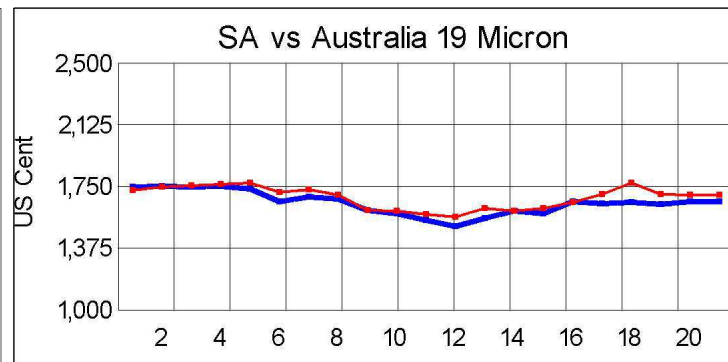
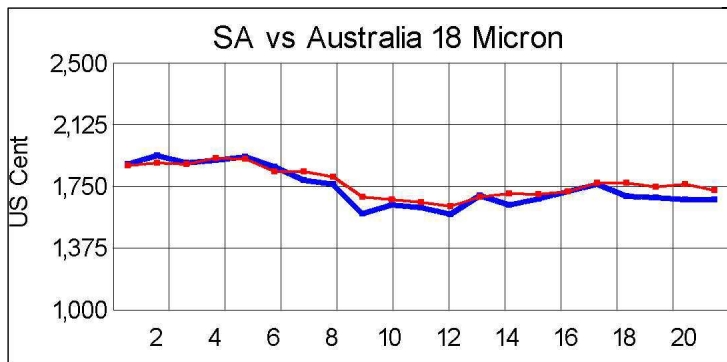
\* Based on a minimum of 3 lots sold per category

**Other Selected Types/Qualities**

Long

Medium

	19μ	20μ	21μ	19μ	20μ	21μ
<b>Good Quality</b>						
Lambswool	22576	21595		19351	12683	18029
Bellies	20015			18550	11155	
Locks				14411	13808	
<b>Average Quality</b>						
Lambswool	19827	21227		17327	13608	9816
Bellies	19882	20575	18832	16664	14313	13062
Locks				12186	10918	6757
<b>Inferior Quality</b>						
Fleecewool	21686	20974		19636	19636	18448
Lambswool	20269	20307				
Bellies	19082	18747		15643	15003	
Locks				10185		



— SA in USc  
— Aus in USc

— SA in USc  
— Aus in USc

## Market Commentary

### WOOL MARKET -0,3% LOWER

Port Elizabeth - The wool market ended lower at today's auction and the Cape Wools Merino Indicator decreased by 0,3% and by 57 points to close at a value of R217,60 (Clean). The Australian EMI lost 0,2% this week. The Cape Wools All Wool Indicator lost by 0,2%. The Market closed at very similar levels as catalogue 23 held yesterday and nearly unchanged from last week's auction.

Due to the demand from Europe, the finer end performed very well, however the broader end was under pressure due to the lack of competition from the Chinese market. The shorter wools were markedly down when compared to last week's auction due to the Chinese market situation. The market indicator in US\$ terms was also nearly unchanged from a week ago.

This week saw the Rand at R13,85 to the US Dollar and R15,78 to the Euro. The Rand was unchanged against the US Dollar and 0,3% weaker against the Euro compared with the average rate at the previous sale. The offering comprised 6 278 bales of which 88,5% was sold. Major traders were G Modiano SA (1 951), Standard Wool SA (1 339), Lempiere SA (806) and Tianyu SA (707).

The average clean prices for the selection within the different micron categories for good top-making (MF5), long fleeces were as follows: 18,0 microns increased 0,8% to close at R241,62/kg; 18,5 microns moved 0,6% up to close at R240,35/kg; 19 microns gained 0,8% to close at R237,41/kg; 19,5 microns weakened by 0,4% to close at R233,42/kg; 20 microns was 0,5% stronger to close at R229,38/kg; 20,5 microns lost 1,5% to close at R222,39/kg; 21,0 microns lost 0,1% to close at R220,96/kg; 21,5 microns tumbled by 1,3% to close at R212,19/kg; 22 microns rose 0,5% to close at R218,90/kg and 22,5 microns climbed by 1,1% to close at R219,92/kg.

The next sale is scheduled for 06 March 2019 where approximately ±10 038 bales will be on sale.

\*The detailed Seasonal Receivables Declared Report can be viewed at [www.capewools.co.za](http://www.capewools.co.za)