

# National Weekly Wool Market Report

Season: 2018/2019

Sale Date: 26 September 2018



CAPE WOOLS SA

Tel: 27-41-4844301  
 Fax: 27-41-4846792  
 E-mail: stats@capewools.co.za  
 Website: www.capewools.co.za

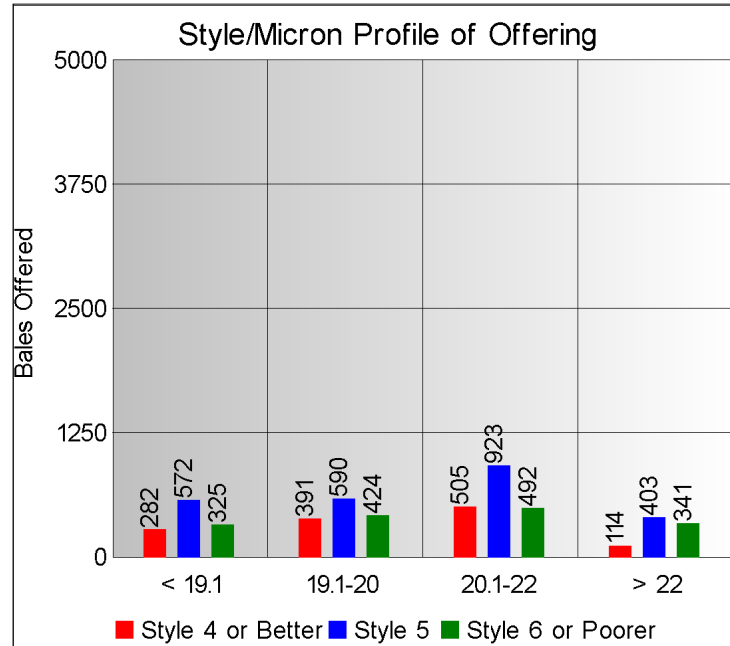
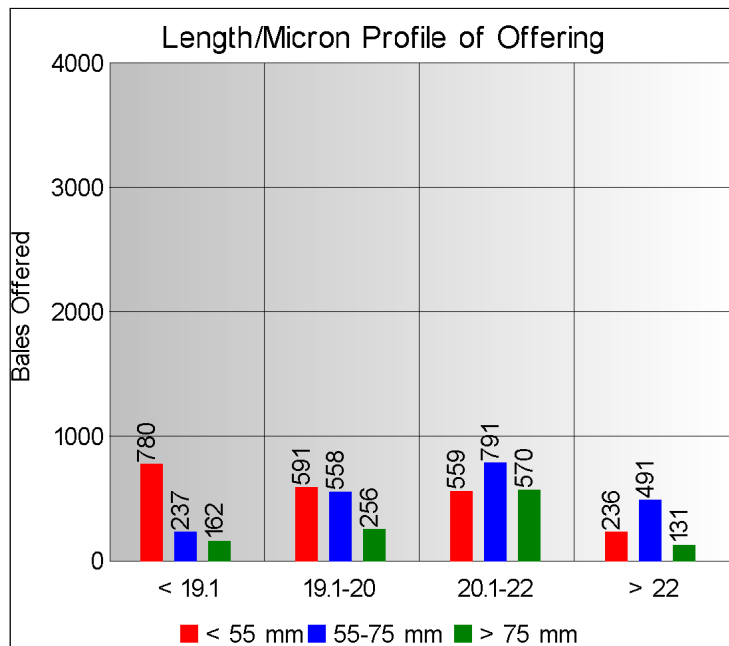
SA Merino Indicator				Buyers			
Indicator Unit	Current Sale	Last Sale	Change	Company	Bales Purchased This Week	% of Purchases	Total Bales Purchased This Season
# SA c/kg	22928	24290	-5.6%	G Modiano SA	1554	29.0%	14749
Ave. to date (18/19)	24048	24328	-1.2%	Standard Wool SA	1084	20.2%	12290
Ave. to date (17/18)	17769			Tianyu SA	907	16.9%	6951
US c/kg	1603	1653	-3.0%	Stucken & Co	612	11.4%	4978
Euro c/kg	1364	1414	-3.6%	Lempriere SA	588	11.0%	6345
AWEX EMI	2023	2081	-2.8%	New England Wool SA	210	3.9%	937
Exchange Rates				Segard Masarel SA	143	2.7%	1570
Currency Unit	This Week	Previous Week	% Change	H Dawson Sons & Co			
R/USD	14.3026	14.6973	2.7%				
R/Euro	16.8132	17.1724	2.1%				
R/AUD	10.3743	10.6551	2.6%				
USD/AUD	0.7253	0.7246	-0.1%				

## Analysis of Offerings by Broker This Week (Bales)

Broker	Merino Fleeces	Merino Bellies	Merino Lambs	Merino Backs	Merino Locks	* Other	Total	% Sold
BKB	1942	270	258	0	226	279	2975	93.1%
CMW	1487	155	275	136	137	197	2387	97.5%
MAS	0	0	0	0	0	0	0	
QWB	0	0	0	0	0	0	0	
SBL	0	0	0	0	0	0	0	
VLW	0	0	0	0	0	0	0	
<b>Total</b>	<b>3429</b>	<b>425</b>	<b>533</b>	<b>136</b>	<b>363</b>	<b>476</b>	<b>5362</b>	<b>95.1%</b>

# SA Merino Indicator includes Merino types comparable to international indicators.  
 ## Cape Wools All Wool Indicator, includes all white wool sold at auction.

\* crossbred, coarse and coloured, inferior



## \* Seasonal Receipts Declared

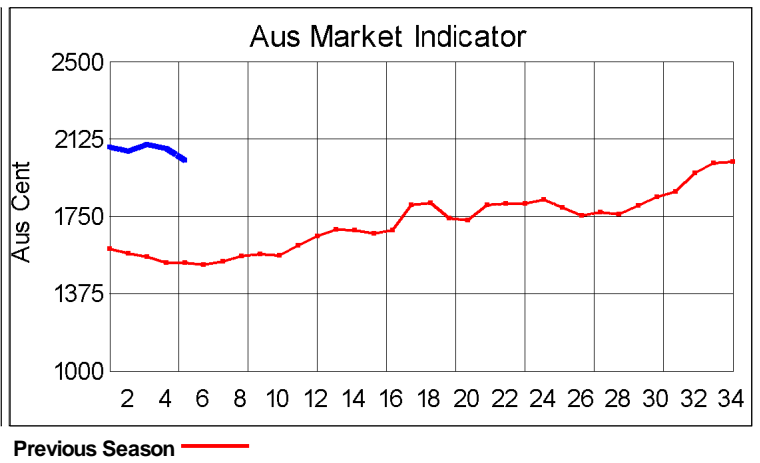
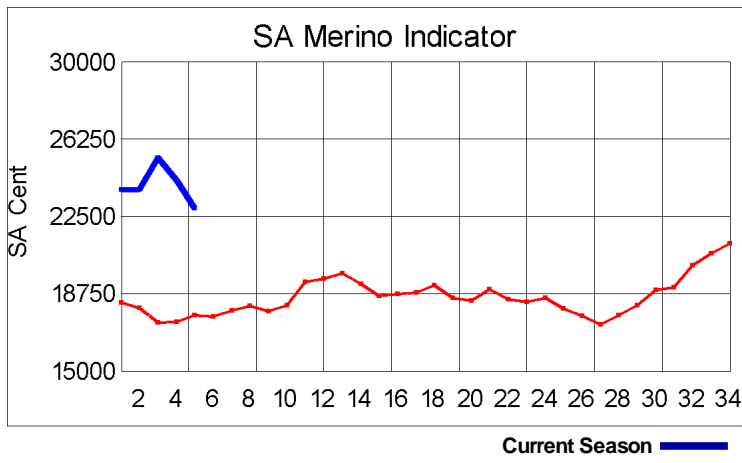
2018/19 Declared Receipts : 03 September 2018

6,897,249.2

2018/19 Declared Receipts : 23 September 2018

9,420,644.9

Percentage Change (Year-on-Year) : -4.27



Current Season — Previous Season —

**Average Fleece Wool Prices (c/kg. clean)  
Spinners and Good Topmaking Styles (AWEX Types MF4 and MF5)**

Micron	100+mm	90mm	80mm	70mm	60mm	50mm	40mm	30mm	20mm	10mm
18.0						24985	23919			
18.5			26377	25393	25512	23970	21680			
19.0			25011	25247	23944	23495	22272			
19.5			24131	23803	23183	21985	22072			
20.0			23194	22764	22310	21611	20896			
20.5		22772	22484	22470	22167	20959	20080			
21.0			22427	22495	21308	20914	19264			
21.5			22181	21982	21402	20498	18913			
22.0										
22.5			21516	21685						
23.0										
23.5										
24.0										

\* Based on a minimum of 3 lots sold per category

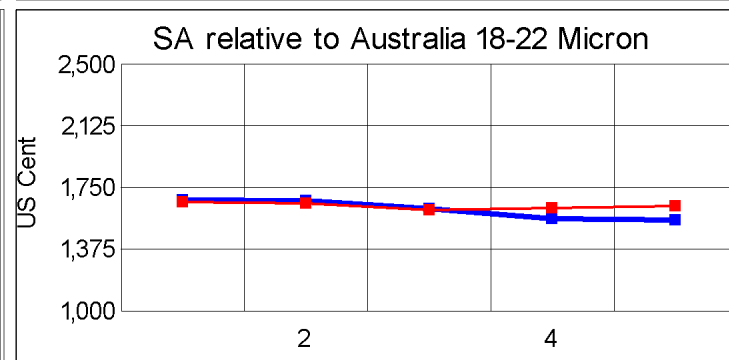
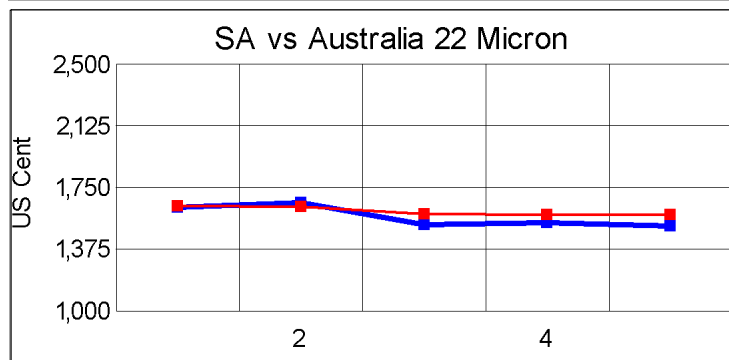
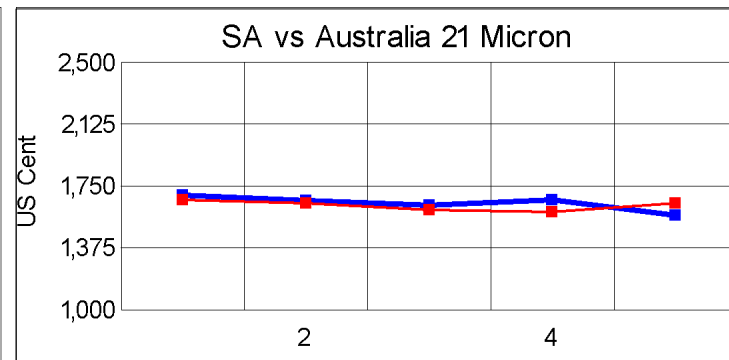
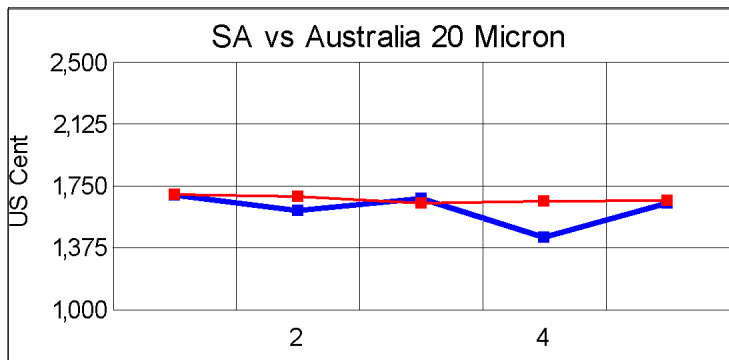
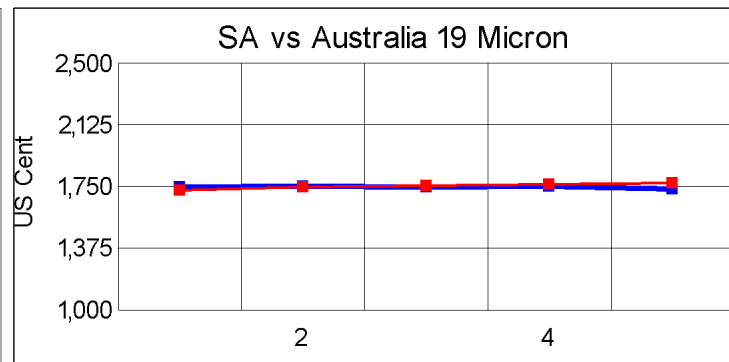
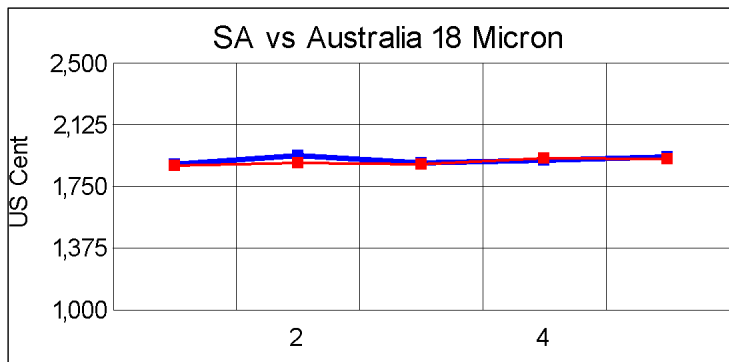
**Average Topmaking Styles (AWEX MF6)**

Micron	100+mm	90mm	80mm	70mm	60mm	50mm	40mm	30mm	20mm	10mm
18.0										
18.5										
19.0										
19.5										
20.0										
20.5										
21.0										
21.5			21404							
22.0										
22.5										
23.0										
23.5										
24.0										

\* Based on a minimum of 3 lots sold per category

**Other Selected Types/Qualities**

	Long			Medium		
	19μ	20μ	21μ	19μ	20μ	21μ
<b>Good Quality</b>						
Lambswool	24539	22925		21288	21561	
Bellies	22226	21262	20768	20858		
Locks				18379	15796	14522
<b>Average Quality</b>						
Lambswool	24081	23265		22768	19567	18060
Bellies	21751	21689		20999	19248	19670
Locks				16891	17168	
<b>Inferior Quality</b>						
Fleecewool	22662	21586	20712			
Lambswool	22891	21689	21532	20253	17664	
Bellies		20592		18754	17986	15558
Locks				12519	13064	



— SA in USc  
— Aus in USc

— SA in USc  
— Aus in USc

## Market Commentary

### WOOL MARKET 5,6% LOWER

Port Elizabeth - The wool market traded lower at this weeks auction and the Cape Wools Merino Indicator decreased by 5.6% and by 1,362 points to close at a value of R229,28/kg (Clean). The Australian EMI lost 2,8% this week. The Cape Wools All Wool Indicator declined 5,6%.

The wool market traded lower for a second auction in a row and has now receded by 10% from its seasonal high of 25,382 points. The strengthening Rand and sluggish demand resulted in a clearance of only 95% of a small offering. Prices decreased across the board with only the long and finer wool able to hold onto some of their recent gains. Modiano bought the most bales at the auction today.

This week saw the Rand at R14,30 to the US Dollar and R16,81 to the Euro. The Rand was 2,7% stronger against the US Dollar and 2,1% stronger against the Euro, compared with the average rate at the previous sale. The offering comprised 5 362 bales of which 95,1% was sold. Major traders were Modiano (1 554), Standard Wool SA (1 084), Tianyu SA (907) and Stucken & Co (612).

The average clean prices for the selection within the different micron categories for good top-making (MF5), long fleeces were as follows: 18,0 microns decreased 6,2% to close at R274,62/kg; 18,5 microns moved 5,2% down to close at R262,33/kg; 19 microns lost 6,8% to close at R254,02/kg; 19,5 microns weakened by 5,1% to close at R249,11/kg; 20 microns was 6,9% weaker to close at R237,83/kg; 20,5 microns lost 6,5% to close at R233,93/kg; 21,0 microns lost 5,2% to close at R235,95/kg; 21,5 microns decreased by 5,9% to close at R229,33/kg; 22 microns decreased by 8,0% to close at 227,33/kg and 22,5 microns declined by 6,7% to close at R234,51/kg.

The next sale is scheduled for 03 October 2018 where approximately ±7 450 bales will be on sale.

\*The detailed Seasonal Receivals Declared Report can be viewed at [www.capewools.co.za](http://www.capewools.co.za)