

National Weekly Wool Market Report

Season: 2018/2019

Sale Date: 18 & 19 September 2018



CAPE WOOLS SA

Tel: 27-41-4844301
 Fax: 27-41-4846792
 E-mail: stats@capewools.co.za
 Website: www.capewools.co.za

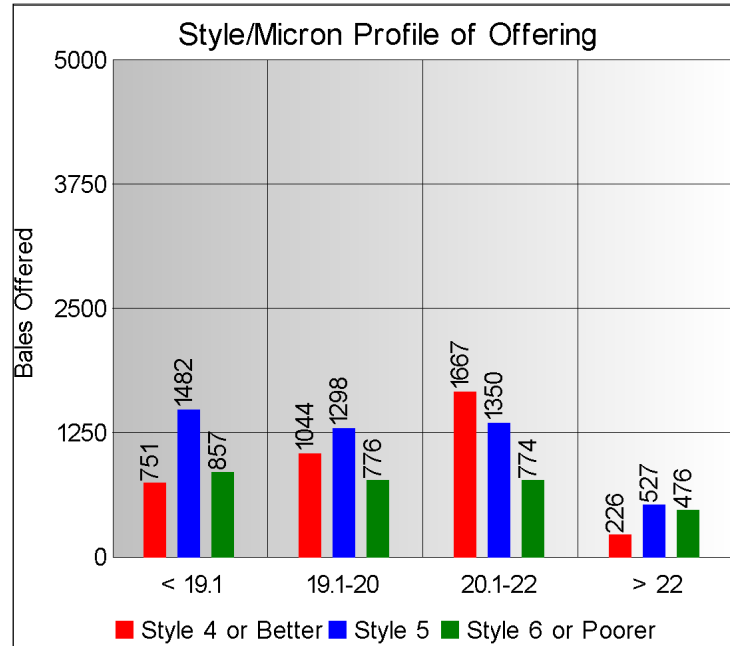
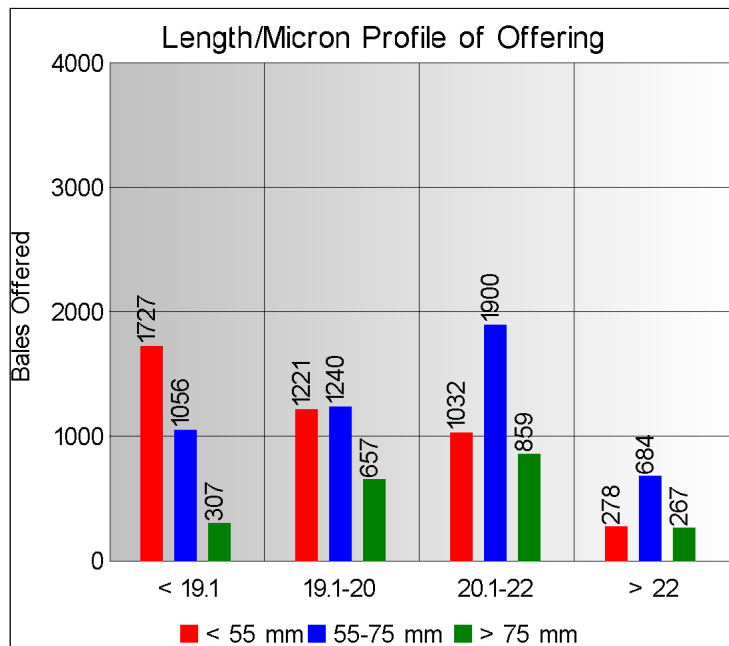
SA Merino Indicator				Buyers			
Indicator Unit	Current Sale	Last Sale	Change	Company	Bales Purchased This Week	% of Purchases	Total Bales Purchased This Season
# SA c/kg	24290	25382	-4.3%	Standard Wool SA	2554	22.8%	11239
Ave. to date (18/19)	24328	24340	-0.1%	G Modiano SA	2508	22.3%	13221
Ave. to date (17/18)	17789			Tianyu SA	2130	19.0%	6044
US c/kg	1653	1637	1.0%	Lempriere SA	1869	16.7%	5762
Euro c/kg	1414	1413	0.1%	Stucken & Co	1177	10.5%	4389
AWEX EMI	2081	2101	-1.0%	New England Wool SA	463	4.1%	727
Exchange Rates				Segard Masurel SA	406	3.6%	1427
Currency Unit	This Week	Previous Week	% Change	H Dawson Sons & Co			
R/USD	14.6973	15.5077	5.2%				
R/Euro	17.1724	17.9673	4.4%				
R/AUD	10.6551	11.1258	4.2%				
USD/AUD	0.7246	0.7173	-1.0%				

Analysis of Offerings by Broker This Week (Bales)

Broker	Merino Fleeces	Merino Bellies	Merino Lambs	Merino Backs	Merino Locks	* Other	Total	% Sold
BKB	3924	436	532	0	472	757	6121	99.3%
CMW	1648	219	386	123	241	321	2938	97.8%
JLW	109	18	9	0	13	17	166	99.4%
MAS	532	72	77	0	59	179	919	100.0%
QWB	377	52	72	0	56	118	675	98.2%
SBL	55	13	6	0	5	10	89	100.0%
VLW	219	17	26	0	14	44	320	99.7%
Total	6864	827	1108	123	860	1446	11228	98.9%

SA Merino Indicator includes Merino types comparable to international indicators.
 ## Cape Wools All Wool Indicator, includes all white wool sold at auction.

* crossbred, coarse and coloured, inferior



* Seasonal Receipts Declared

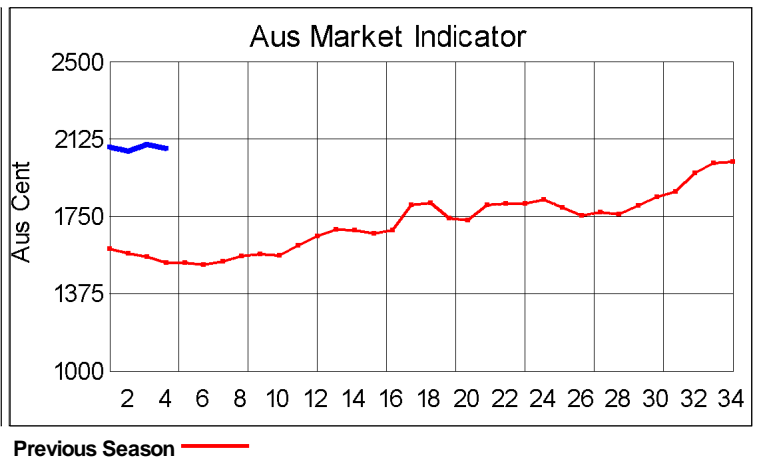
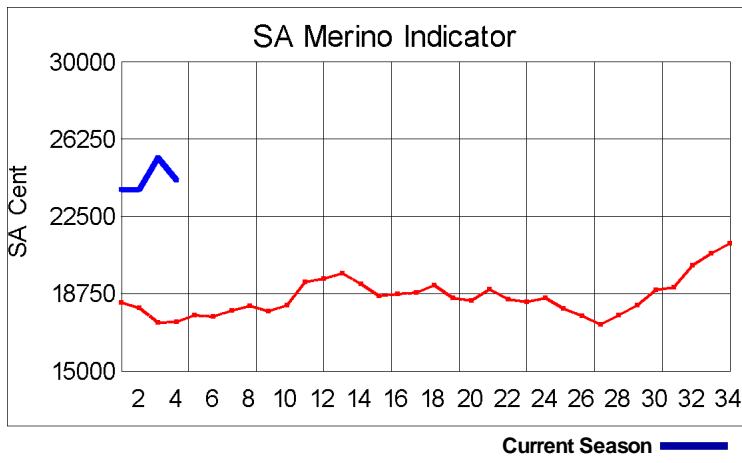
2018/19 Declared Receipts : 26 August 2018

5,914,315.7

2018/19 Declared Receipts : 16 September 2018

8,365,922.2

Percentage Change (Year-on-Year) : -3.36



Current Season — Previous Season —

**Average Fleece Wool Prices (c/kg. clean)
Spinners and Good Topmaking Styles (AWEX Types MF4 and MF5)**

Micron	100+mm	90mm	80mm	70mm	60mm	50mm	40mm	30mm	20mm	10mm
18.0			28531	28364	26754	25758	24527			
18.5			27593	27411	25854	25554	24556			
19.0			26589	26220	25407	24676	23417			
19.5			25554	25518	24439	23867	22464			
20.0		24557	24851	24536	24036	23286	22081			
20.5			24302	24018	23374	22320	20674			
21.0			23877	23770	22934	22145	20473			
21.5			23798	23624	22817	21975				
22.0			23825	23543	22259					
22.5			23622	23398	23072					
23.0				22911						
23.5				22623						
24.0										

* Based on a minimum of 3 lots sold per category

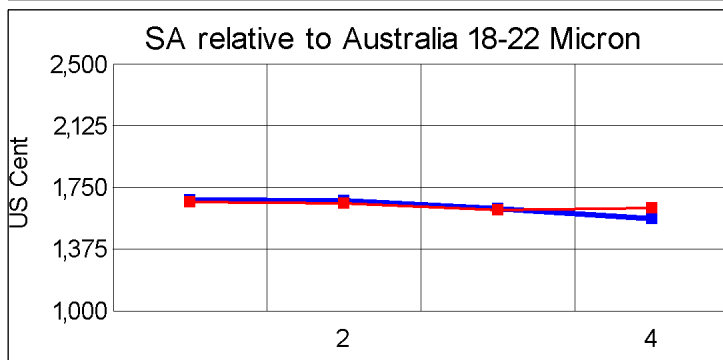
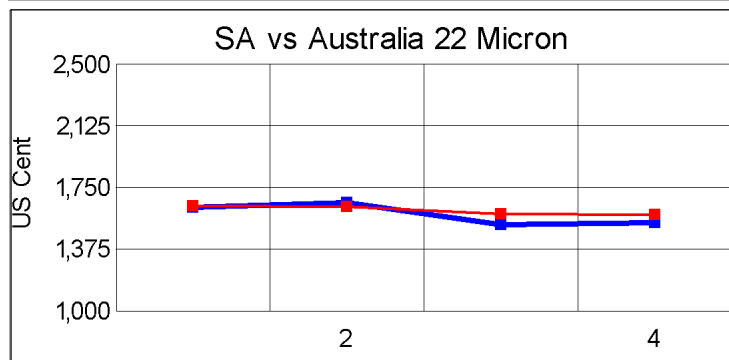
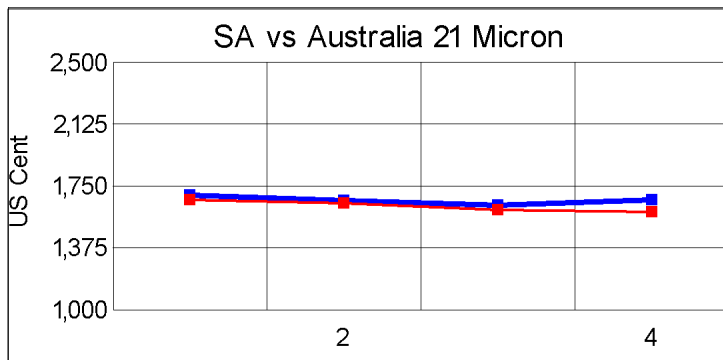
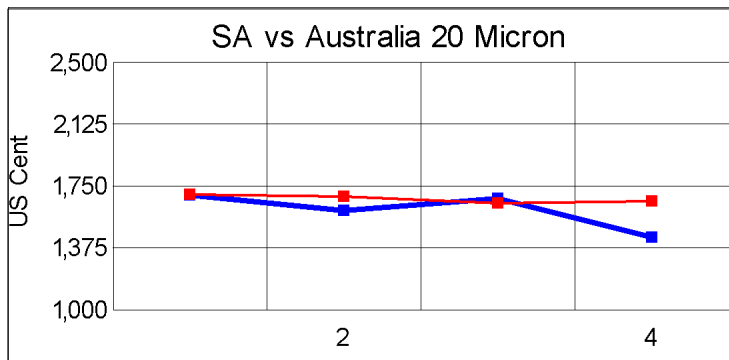
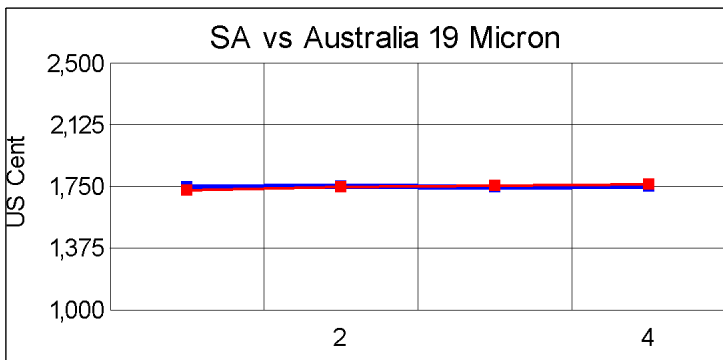
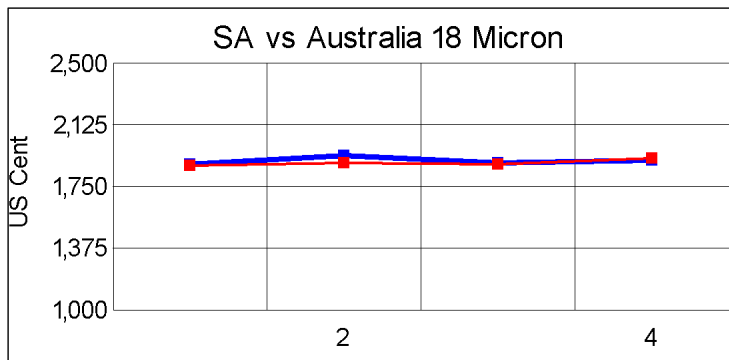
Average Topmaking Styles (AWEX MF6)

Micron	100+mm	90mm	80mm	70mm	60mm	50mm	40mm	30mm	20mm	10mm
18.0										
18.5										
19.0										
19.5										
20.0										
20.5						21540				
21.0							19113			
21.5						21636				
22.0					22065					
22.5										
23.0										
23.5										
24.0										

* Based on a minimum of 3 lots sold per category

Other Selected Types/Qualities

	Long			Medium		
	19μ	20μ	21μ	19μ	20μ	21μ
Good Quality						
Lambswool	25921	24255	23511	23220	21235	20982
Bellies	24080	22603	22941	22302	21426	
Locks				20238	18618	19019
Average Quality						
Lambswool	25415	23960	22041	23378	19735	19025
Bellies	24981	23389	22207	22519	20016	18481
Locks				16849	16679	13373
Inferior Quality						
Fleecewool	24751	22543	22309	24005	23078	19227
Lambswool	24756	23813				
Bellies	23489	22990	20717	19894	18681	19025
Locks				11633	12268	13068



— SA in USc
— Aus in USc

— SA in USc
— Aus in USc

Market Commentary

WOOL MARKET 4,3% LOWER

Port Elizabeth - The wool market traded lower at this weeks' auction and the Cape Wools Merino Indicator decreased by 4,3% and by 1092 points to close at a value of R242,90 (Clean). The Australian EMI lost 1,0% this week. The Cape Wools All Wool Indicator declined 4,3%.

The wool market lost a bit of steam today primarily due to the strengthening Rand and supported by the continued excellent demand for good quality long and fine Merino wool. Prices decreased across the board with the fine to coarser ends declining most and over 96% of the wool on offer was sold. Congratulations to Van Lill Wool Brokers who achieved their highest price to date for ML270 wool of 16.3 Microns at R250,10/kg.

There was good competition on the market with Modiano and Standard Wools buying more than 2400 bales each. This week saw the Rand at R14,70 to the US Dollar and R17,17 to the Euro. The Rand was 5,2% stronger against the US Dollar and 4,4% stronger against the Euro, compared with the average rate at the previous sale. The offering comprised of 11 228 bales of which 98,9% was sold. Major traders were Standard Wool SA (2 554), Modiano (2 508), Tianyu SA (2 130) and Lempriere SA (1 869).

The average clean prices for the selection within the different micron categories for good top-making (MF5), long fleeces were as follows: 18,0 microns decreased 3,3% to close at R283,10/kg; 18,5 microns moved 2,4% down to close at R270,05/kg; 19 microns lost 4,6% to close at R259,90/kg; 19,5 microns weakened by 3,1% to close at R254,35/kg; 20 microns was 4,5% weaker to close at R244,07/kg; 20,5 microns lost 4,6% to close at R238,79/kg; 21,0 microns lost 5,7% to close at R234,72/kg; 21,5 microns decreased by 2,9% to close at R236,65/kg; 22 microns decreased 5,6% to close at 233,19/kg and 22,5 microns declined by 6,8% to close at R234,32/kg.

The next sale is scheduled for 26 September 2018 where approximately ±5 386 bales will be on sale.

*The detailed Seasonal Receivals Declared Report can be viewed at www.capewools.co.za