

National Weekly Wool Market Report

Season: 2017/2018

Sale Date: 10 & 11 April 2018



CAPE WOOLS SA

Tel: 27-41-4844301
 Fax: 27-41-4846792
 E-mail: stats@capewools.co.za
 Website: www.capewools.co.za

SA Merino Indicator				Buyers			
Indicator Unit	Current Sale	Last Sale	Change	Company	Bales Purchased This Week	% of Purchases	Total Bales Purchased This Season
# SA c/kg	17714	17264	2.6%				
Ave. to date (17/18)	18365	18389	-0.1%				
Ave. to date (16/17)	15481						
US c/kg	1468	1477	-0.6%	Standard Wool SA	3643	33.7%	68195
Euro c/kg	1186	1192	-0.5%	G Modiano SA	2879	26.7%	79173
AWEX EMI	1764	1772	-0.5%	Lempriere SA	1601	14.8%	37422
				Tianyu SA	1253	11.6%	46307
				Stucken & Co	777	7.2%	20807
				New England Wool SA	216	2.0%	2408
				Segard Masurel SA	195	1.8%	8851
				H Dawson Sons & Co			

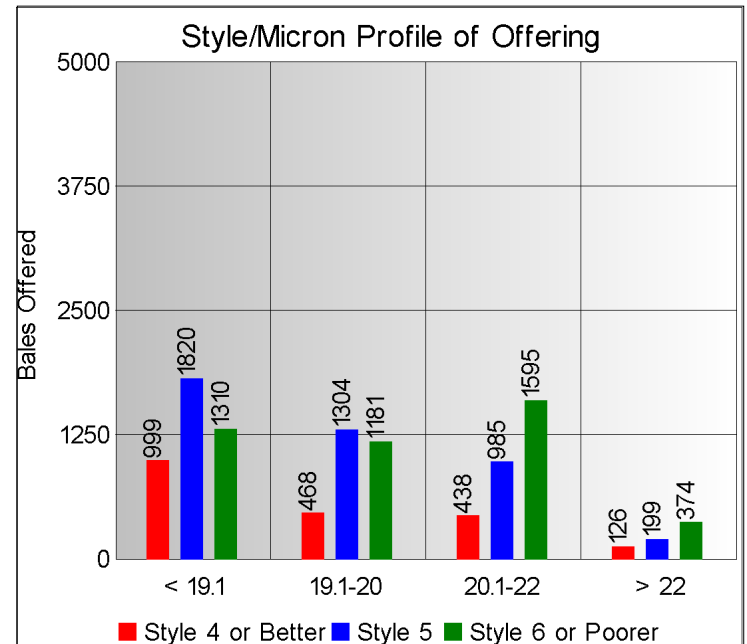
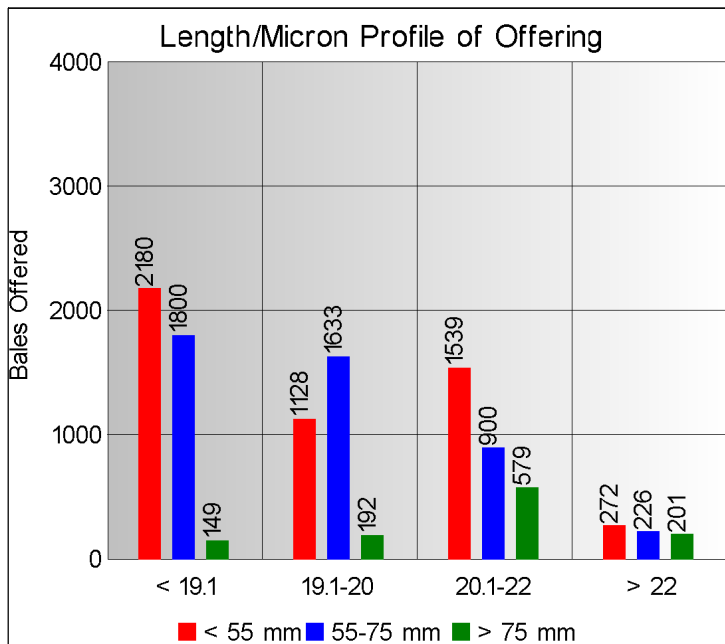
Exchange Rates			
Currency Unit	This Week	Previous Week	% Change
R/USD	12.0652	11.6905	-3.2%
R/Euro	14.9339	14.4874	-3.1%
R/AUD	9.3491	8.9721	-4.2%
USD/AUD	0.7746	0.7672	-1.0%

Analysis of Offerings by Broker This Week (Bales)

Broker	Merino Fleeces	Merino Bellies	Merino Lambs	Merino Backs	Merino Locks	* Other	Total	% Sold
BKB	4797	806	673	0	566	1166	8008	97.3%
CMW	866	129	197	73	142	224	1631	99.8%
JLW	68	4	0	0	8	24	104	100.0%
MAS	299	49	37	0	36	107	528	100.0%
QWB	240	27	36	0	23	202	528	97.0%
SBL	0	0	0	0	0	0	0	
VLW	0	0	0	0	0	0	0	
Total	6270	1015	943	73	775	1723	10799	97.8%

SA Merino Indicator includes Merino types comparable to international indicators.
 ## Cape Wools All Wool Indicator, includes all white wool sold at auction.

* crossbred, coarse and coloured, inferior



* Seasonal Receipts Declared

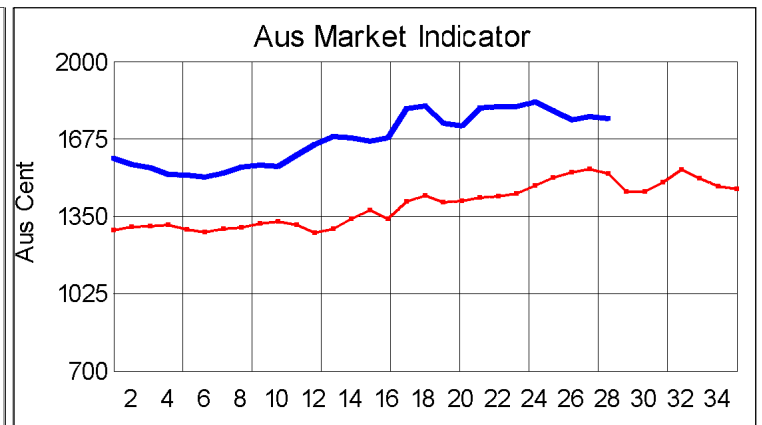
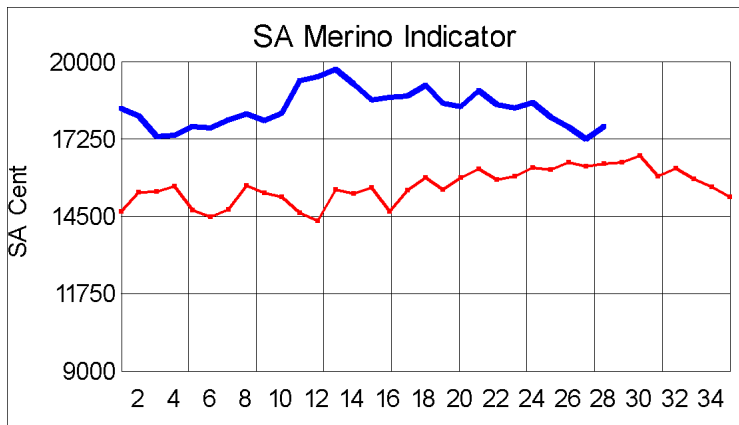
2017/18 Declared Receipts : 25 March 2018

42,954,200.8

2017/18 Declared Receipts : 08 April 2018

44,076,161.8

Percentage Change (Year-on-Year) : -6.10



Current Season █ Previous Season █

Average Fleece Wool Prices (c/kg. clean)
Spinners and Good Topmaking Styles (AWEX Types MF4 and MF5)

Micron	100+mm	90mm	80mm	70mm	60mm	50mm	40mm	30mm	20mm	10mm
18.0				21473	20544	19436	18996			
18.5				19516	19109	18474	17735			
19.0			19199	18473	18005	17778	16868			
19.5			18401	18223	17708	17242	16415			
20.0			17945	18061	17373	16678	15550			
20.5			17978	17686	17372	16309	15131			
21.0			17728	17422	17134	16083	14955			
21.5				17435	17211	16004	14558			
22.0				17254	16592	15706	14268			
22.5				17067	16753					
23.0				16813						
23.5				16613						
24.0										

* Based on a minimum of 3 lots sold per category

Average Topmaking Styles (AWEX MF6)

Micron	100+mm	90mm	80mm	70mm	60mm	50mm	40mm	30mm	20mm	10mm
18.0										
18.5						17795				
19.0						16782	16678			
19.5					16691					
20.0						15900	14873			
20.5				16558			14297			
21.0							13509			
21.5						14700	13421			
22.0							13396			
22.5										
23.0										
23.5										
24.0										

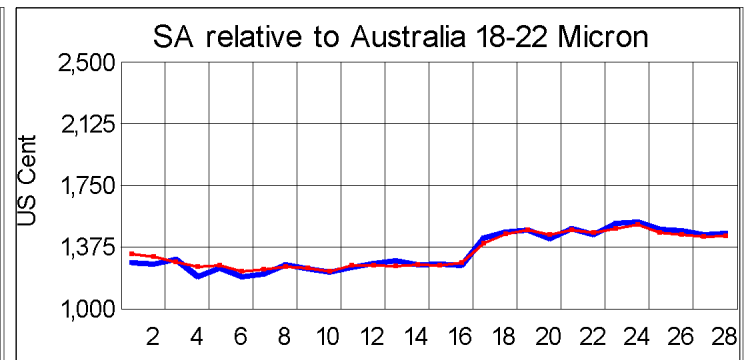
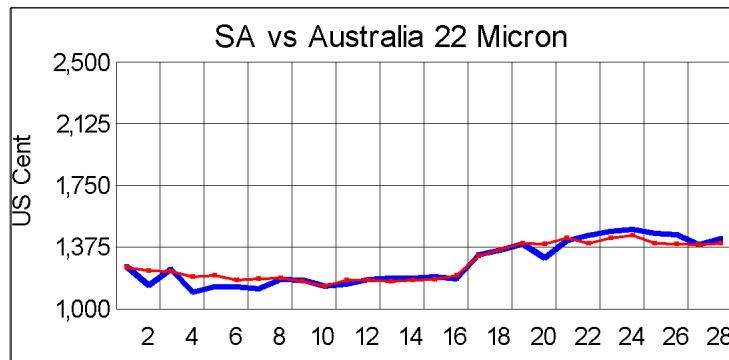
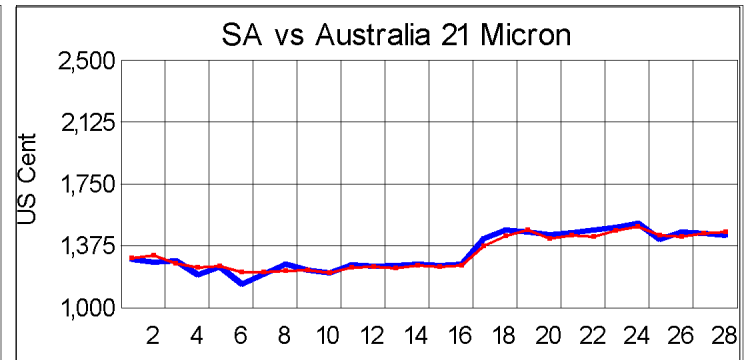
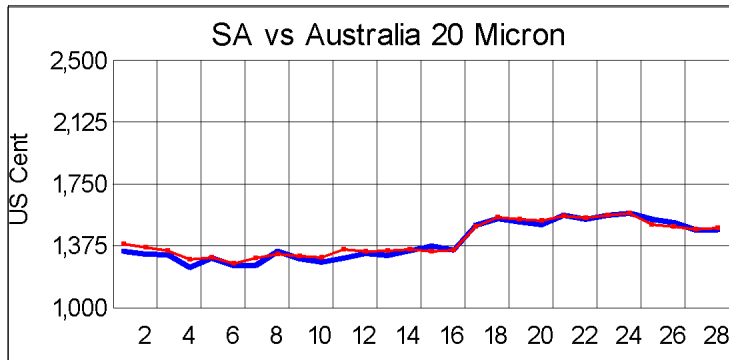
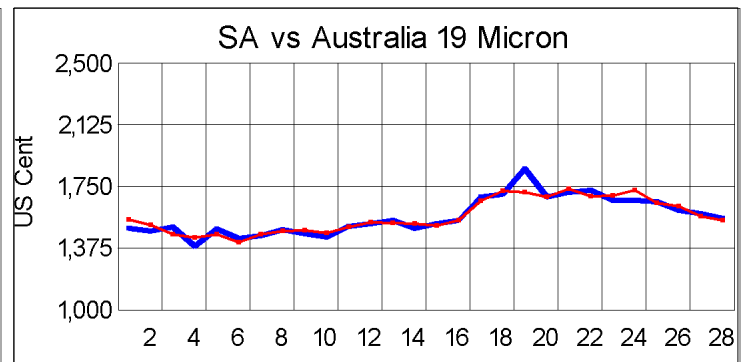
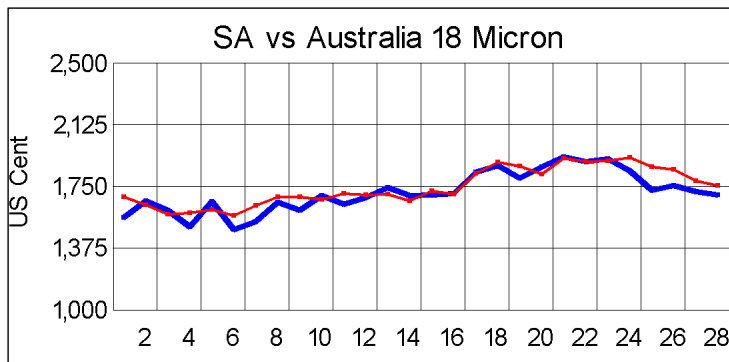
* Based on a minimum of 3 lots sold per category

Other Selected Types/Qualities

Long

Medium

	19μ	20μ	21μ	19μ	20μ	21μ
Good Quality						
Lambswool	18537	17080	17538	17207	15354	14282
Bellies	17321			15976	14925	
Locks				16377		
Average Quality						
Lambswool	18047	18005	16460	16854	15187	13526
Bellies	17776			15904	12709	12801
Locks				14262	13554	
Inferior Quality						
Fleecewool	17567	16553	14543	16854	16324	14032
Lambswool				17373		
Bellies	16968	15985		15571	12706	12966
Locks				11327	10362	11716



— SA in USc
— Aus in USc

— SA in USc
— Aus in USc

Market Commentary

WOOL MARKET 2,6% HIGHER

Port Elizabeth - The wool market traded higher today and the Cape Wools Merino Indicator increased by 2,6% and by 450 points to close at a value of R177,14 (Clean). The Australian EMI decreased by 0,5% this week. The Cape Wools All Wool Indicator increased by 2,7%.

The wool market traded stronger on the back of a weaker Rand and continued good demand for quality long and fine wool. This was a fair sized auction of which the majority of wool on offer tested fine. Seasonal deliveries to broker stores still lag the previous season to date.

Competition between buyers was good with Standard Wool buying the most bales on offer.

This week saw the Rand at R12,07 to the US Dollar and R14,93 to the Euro. The Rand was 3,2% weaker against the US Dollar and 3,1% weaker against the Euro, compared with the average rate at the previous sale. The offering comprised of 10 799 bales of which 97,9% was sold. Major traders were Standard Wool SA (3 643), Modiano (2 879), Lempriere SA (1 601) and Tianyu SA (1 253).

The average clean prices for the selection within the different micron categories for good top-making (MF5), long fleeces were as follows: 18,0 microns increased 1,6% to close at R212,15/kg; 18,5 microns moved 1,9% up to close at R200,92/kg; 19 microns gained 1,6% to close at R186,65/kg; 19,5 microns strengthened by 1,6% to close at R180,42/kg; 20 microns was 3,6% stronger to close at R178,99/kg; 20,5 microns won 3,5% to close at R175,72/kg; 21,0 microns recovered 3,8% to close at R176,23/kg; 21,5 microns improved by 4,0% to close at R170,42/kg; 22 microns rose 3,8% to close at R169,00/kg and 22,5 microns climbed by 4,3% to close at R163,78/kg.

The next sale is scheduled for 18 April 2018 where approximately ± 7 333 bales will be on sale.

*The detailed Seasonal Receivals Declared Report can be viewed at www.capewools.co.za