

National Weekly Wool Market Report

Season: 2017/2018

Sale Date: 27 & 28 February 2018



CAPE WOOLS SA

Tel: 27-41-4844301
 Fax: 27-41-4846792
 E-mail: stats@capewools.co.za
 Website: www.capewools.co.za

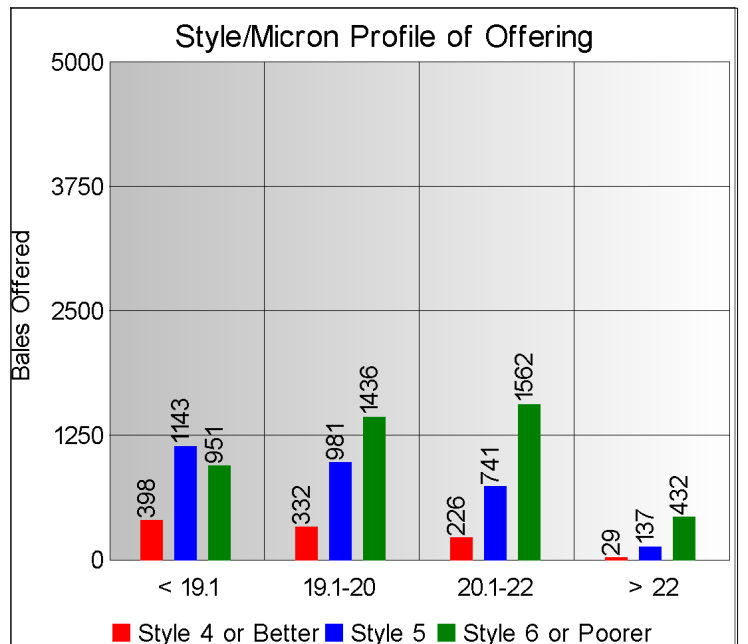
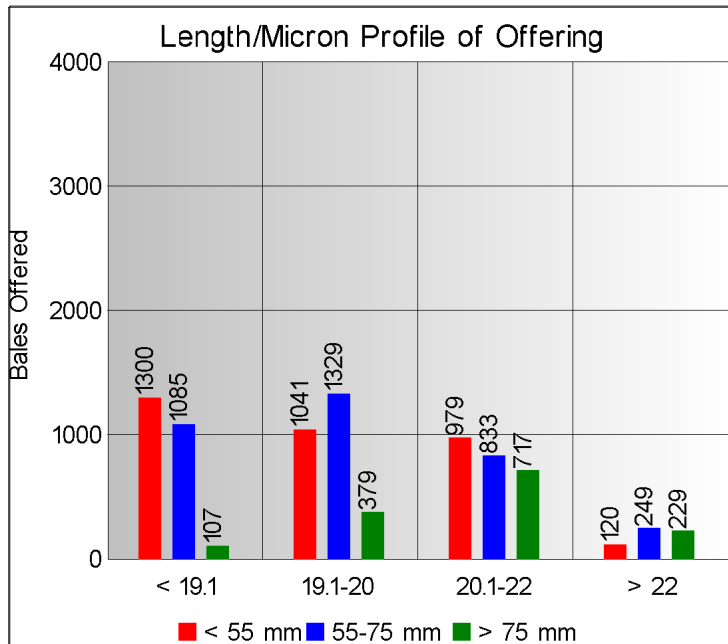
SA Merino Indicator				Buyers			
Indicator Unit	Current Sale	Last Sale	Change	Company	Bales Purchased This Week	% of Purchases	Total Bales Purchased This Season
# SA c/kg	18560	18384	1.0%	G Modiano SA	2434	29.1%	66547
Ave. to date (17/18)	18479	18476	0.0%	Standard Wool SA	2155	25.8%	56679
Ave. to date (16/17)	15341			Tianyu SA	1572	18.8%	40183
US c/kg	1584	1568	1.0%	Lempriere SA	953	11.4%	32358
Euro c/kg	1296	1273	1.9%	Stucken & Co	810	9.7%	17829
AWEX EMI	1834	1815	1.1%	Segard Masurel SA	234	2.8%	8293
Exchange Rates				New England Wool SA	11	0.1%	1645
Currency Unit	This Week	Previous Week	% Change	H Dawson Sons & Co			
R/USD	11.7199	11.7246	0.0%				
R/Euro	14.3195	14.4458	0.9%				
R/AUD	9.1431	9.2052	0.7%				
USD/AUD	0.7799	0.7854	0.7%				

Analysis of Offerings by Broker This Week (Bales)

Broker	Merino Fleeces	Merino Bellies	Merino Lambs	Merino Backs	Merino Locks	* Other	Total	% Sold
BKB	2446	507	323	0	215	767	4258	96.6%
CMW	1250	244	254	131	271	558	2708	99.0%
JLW	102	8	9	0	8	9	136	100.0%
MAS	63	15	6	0	16	21	121	100.0%
QWB	240	43	55	0	39	239	616	100.0%
SBL	34	10	1	0	3	4	52	100.0%
VLW	219	63	20	0	48	127	477	94.3%
Total	4354	890	668	131	600	1725	8368	97.6%

SA Merino Indicator includes Merino types comparable to international indicators.
 ## Cape Wools All Wool Indicator, includes all white wool sold at auction.

* crossbred, coarse and coloured, inferior

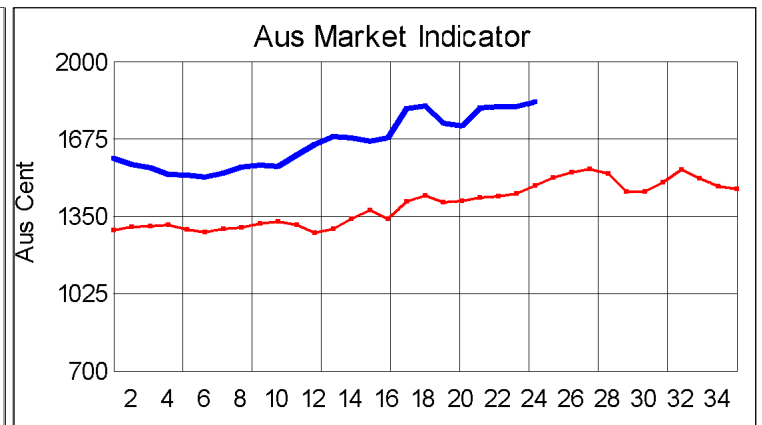
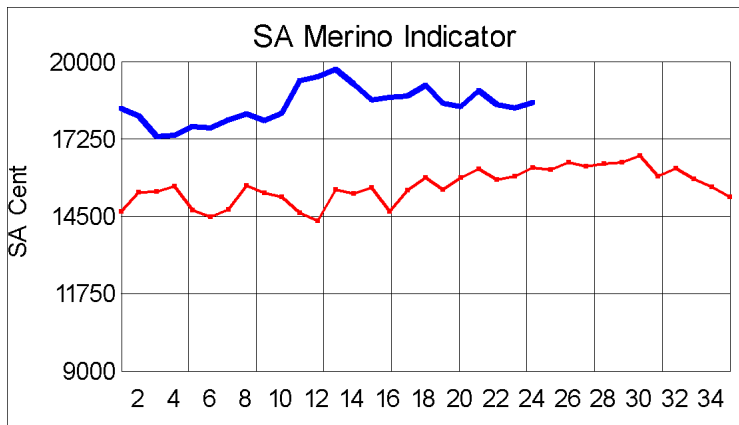


* Seasonal Receipts Declared

2017/18 Declared Receipts : 04 February 2018
 2017/18 Declared Receipts : 25 February 2018

35,997,788.4
 38,583,908.6

Percentage Change (Year-on-Year) : - 8.40



Current Season █ Previous Season █

Average Fleece Wool Prices (c/kg. clean)
Spinners and Good Topmaking Styles (AWEX Types MF4 and MF5)

Micron	100+mm	90mm	80mm	70mm	60mm	50mm	40mm	30mm	20mm	10mm
18.0			22497	22770	21836	20960				
18.5				21109	20711	19625				
19.0			19915	19866	19468	18733	17961			
19.5			19233	19295	18977	18185	17645			
20.0			18596	18644	18213	17695	16457			
20.5			18055	17968	17803	17485	14924			
21.0			17917	17577	17618					
21.5				17596						
22.0										
22.5				16669						
23.0										
23.5										
24.0										

* Based on a minimum of 3 lots sold per category

Average Topmaking Styles (AWEX MF6)

Micron	100+mm	90mm	80mm	70mm	60mm	50mm	40mm	30mm	20mm	10mm
18.0										
18.5							18972			
19.0										
19.5						17791				
20.0					18032					
20.5				17812		16815				
21.0				17344						
21.5										
22.0										
22.5										
23.0										
23.5										
24.0										

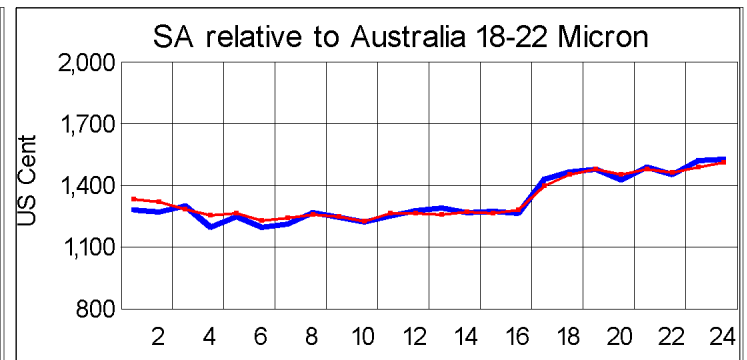
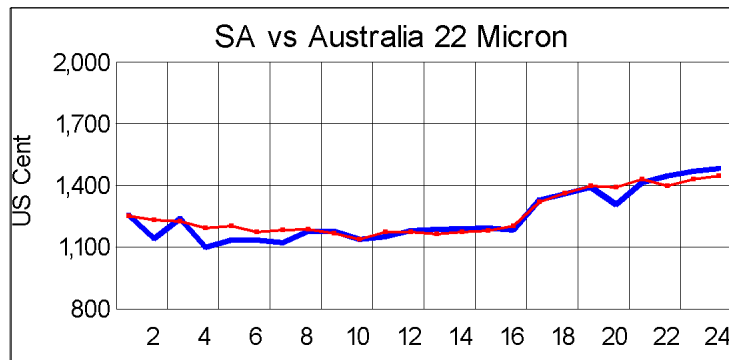
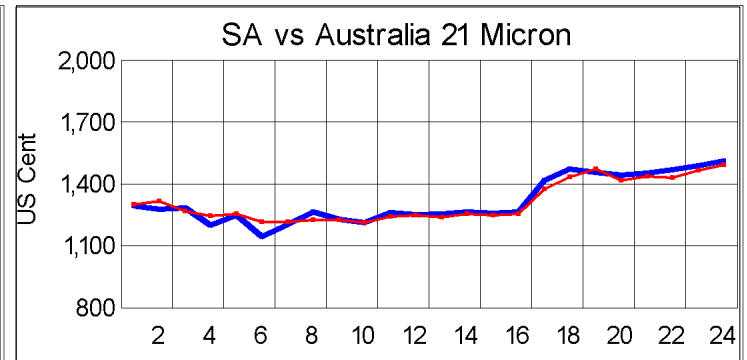
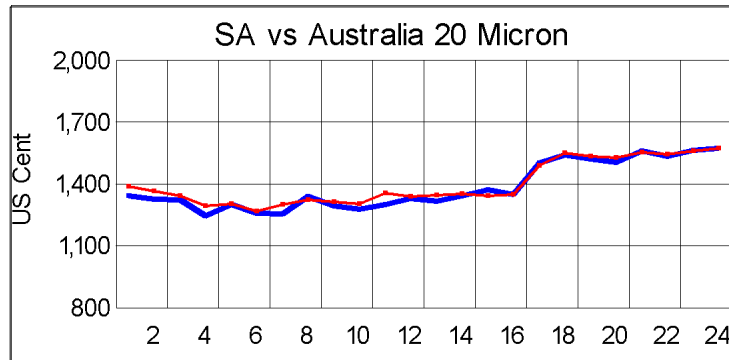
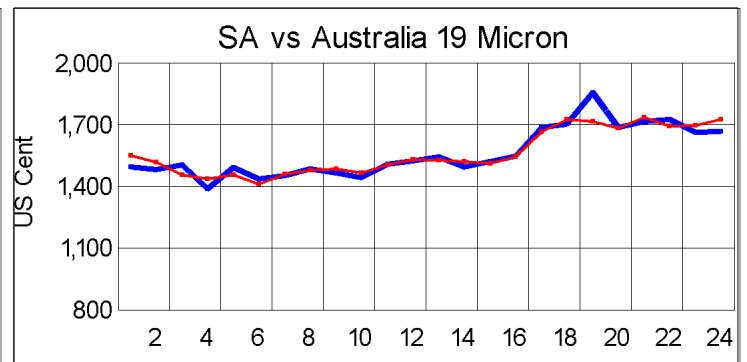
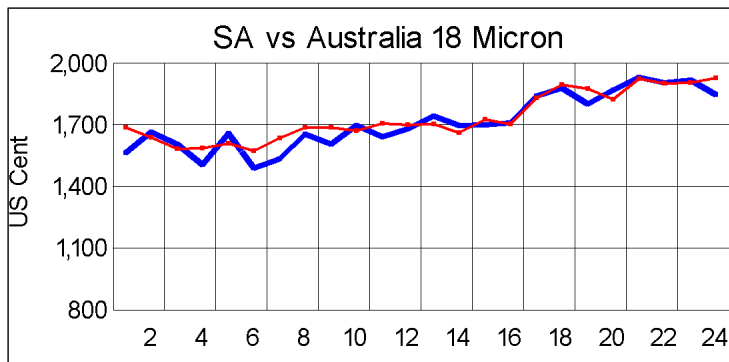
* Based on a minimum of 3 lots sold per category

Other Selected Types/Qualities

Long

Medium

	19μ	20μ	21μ	19μ	20μ	21μ
<u>Good Quality</u>						
Lambswool						
Bellies						
Locks						
<u>Average Quality</u>						
Lambswool						
Bellies						
Locks						
<u>Inferior Quality</u>						
Fleecewool						
Lambswool						
Bellies						
Locks						



— SA in USc
— Aus in USc

— SA in USc
— Aus in USc

Market Commentary

WOOL MARKET 1% HIGHER

Port Elizabeth - The wool market traded higher today and the Cape Wools Merino Indicator increased by 1,0% and by 176 points to close at a value of R185,60 (Clean). The Australian EMI gained 1,1% this week. The Cape Wools All Wool Indicator gained by 1,6%.

The wool market maintained its good performance and the strong demand for quality long and fine wool was evident in the solid returns received across the board for long and medium length wool. The US Dollar had little influence on trade today. Competition between buyers was good with Modiano buying the most bales at auction closely followed by Standard Wool.

This week saw the Rand at R11,72 to the US Dollar and R14,32 to the Euro. The Rand was unchanged against the US Dollar and 0,9% stronger against the Euro, compared with the average rate at the previous sale. The offering comprised of 8 368 bales of which 97,6% was sold. Major traders were Modiano (2 434), Standard Wool SA (2 155), Tianyu SA (1 572), and Lempriere SA (953).

The average clean prices for the selection within the different micron categories for good top-making (MF5), long fleeces were as follows: 18,0 microns increased 1,1% to close at R226,12/kg; 18,5 microns moved 1,4% up to close at R213,75/kg; 19 microns gained 1,8% to close at R202,71/kg; 19,5 microns strengthened by 1,0% to close at R190,42/kg; 20 microns was 0,7% stronger to close at R184,56/kg; 20,5 microns won 1,8% to close at R180,30/kg; 21,0 microns recovered 1,7% to close at R175,15/kg; 21,5 microns improved by 1,7% to close at R171,14/kg; 22 microns rose 1,2% to close at R169,84/kg and 22,5 microns declined by 0,5% to close at R166,47/kg.

The next sale is scheduled for 07 March 2018 where approximately ± 11 496 bales will be on sale.

*The detailed Seasonal Receivals Declared Report can be viewed at www.capewools.co.za