

# National Weekly Wool Market Report

Season: 2017/2018

Sale Date: 21 February 2018



CAPE WOOLS SA

Tel: 27-41-4844301  
 Fax: 27-41-4846792  
 E-mail: stats@capewools.co.za  
 Website: www.capewools.co.za

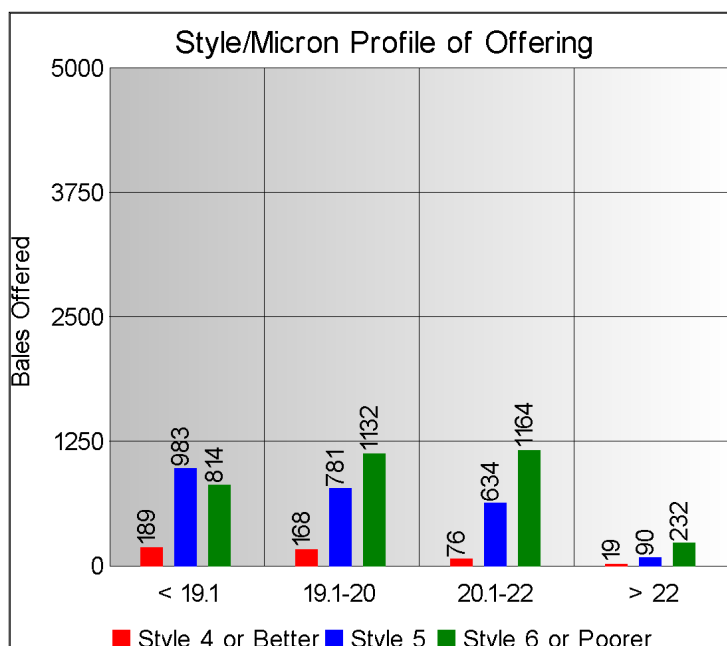
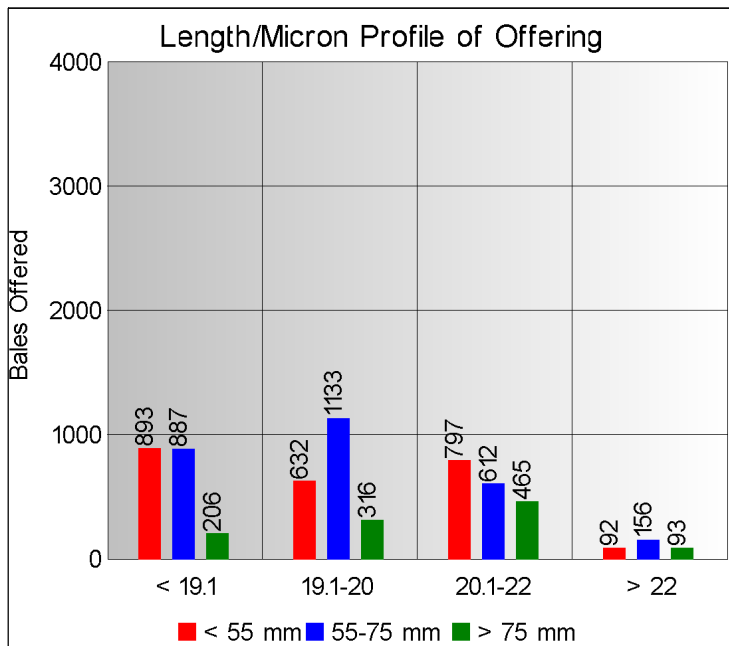
SA Merino Indicator				Buyers			
Indicator Unit	Current Sale	Last Sale	Change	Company	Bales Purchased This Week	% of Purchases	Total Bales Purchased This Season
# SA c/kg	18384	18496	-0.6%	G Modiano SA	1689	26.9%	64216
Ave. to date (17/18)	18476	18480	-0.0%	Standard Wool SA	1557	24.8%	54609
Ave. to date (16/17)	15301			Tianyu SA	1249	19.9%	38756
US c/kg	1568	1559	0.6%	Lempriere SA	789	12.6%	31405
Euro c/kg	1273	1261	0.9%	Stucken & Co	529	8.4%	17019
AWEX EMI	1815	1814	0.1%	Segard Masurel SA	360	5.7%	8059
Exchange Rates				New England Wool SA	31	0.5%	1634
Currency Unit	This Week	Previous Week	% Change	H Dawson Sons & Co			
R/USD	11.7246	11.8612	1.2%				
R/Euro	14.4458	14.6640	1.5%				
R/AUD	9.2052	9.3332	1.4%				
USD/AUD	0.7854	0.7872	0.2%				

## Analysis of Offerings by Broker This Week (Bales)

Broker	Merino Fleeces	Merino Bellies	Merino Lambs	Merino Backs	Merino Locks	* Other	Total	% Sold
BKB	2521	415	373	0	298	662	4269	98.9%
CMW	874	213	168	180	176	402	2013	98.5%
MAS	0	0	0	0	0	0	0	
QWB	0	0	0	0	0	0	0	
SBL	0	0	0	0	0	0	0	
VLW	0	0	0	0	0	0	0	
<b>Total</b>	<b>3395</b>	<b>628</b>	<b>541</b>	<b>180</b>	<b>474</b>	<b>1064</b>	<b>6282</b>	<b>98.8%</b>

# SA Merino Indicator includes Merino types comparable to international indicators.  
 ## Cape Wools All Wool Indicator, includes all white wool sold at auction.

\* crossbred, coarse and coloured, inferior

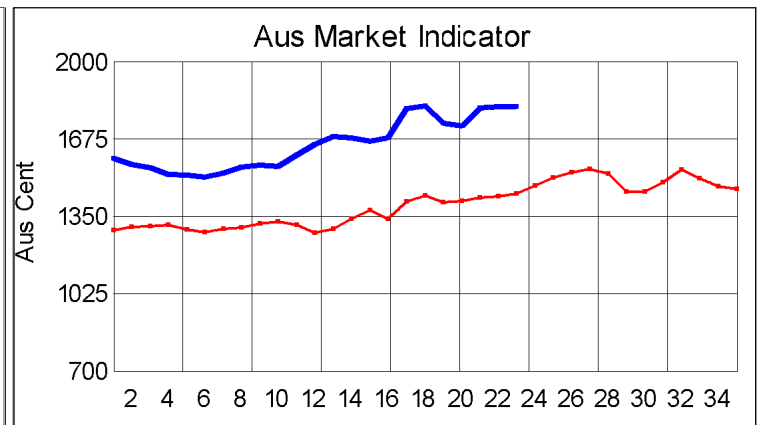
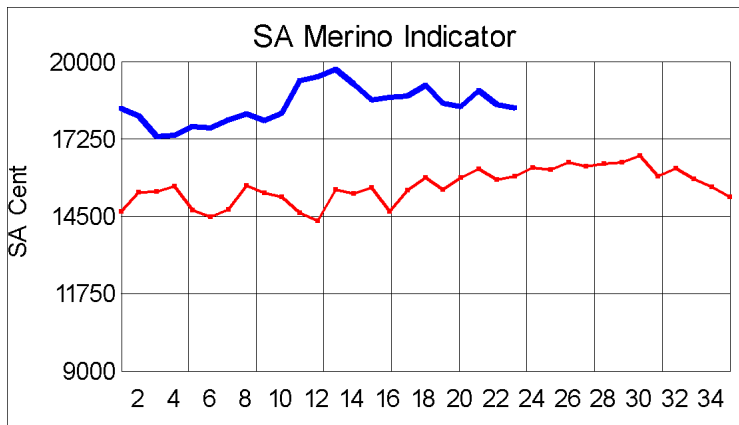


## \* Seasonal Receipts Declared

2017/18 Declared Receipts : 28 January 2017  
 2017/18 Declared Receipts : 18 February 2017

34,951,308.5  
 37,700,075.4

Percentage Change (Year-on-Year) : - 8.06



Current Season ■ Previous Season ■

**Average Fleece Wool Prices (c/kg. clean)**  
**Spinners and Good Topmaking Styles (AWEX Types MF4 and MF5)**

Micron	100+mm	90mm	80mm	70mm	60mm	50mm	40mm	30mm	20mm	10mm
18.0			21879		21230	20812	20308			
18.5				20465	19840	19725	18239			
19.0			19542	19718	19308	18553	18740			
19.5			19065	18921	18456	18050	17522			
20.0			18600	18096	17848					
20.5			18116	16988	17842	17371				
21.0			17602	17092						
21.5										
22.0					17060					
22.5										
23.0										
23.5										
24.0										

\* Based on a minimum of 3 lots sold per category

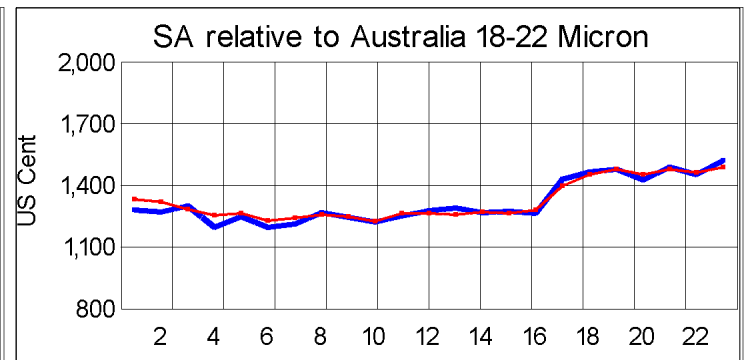
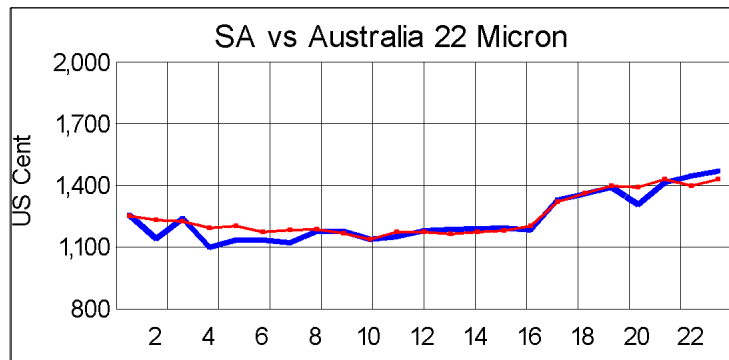
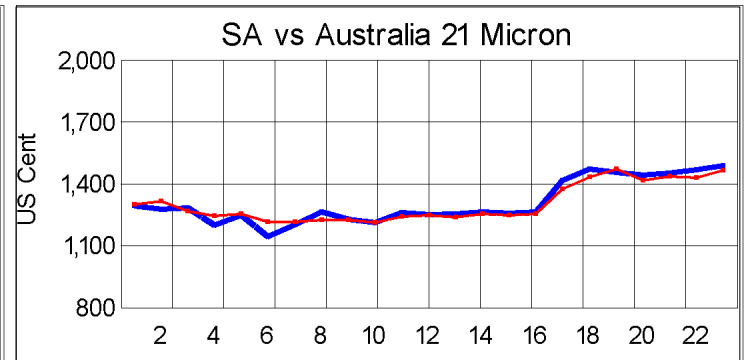
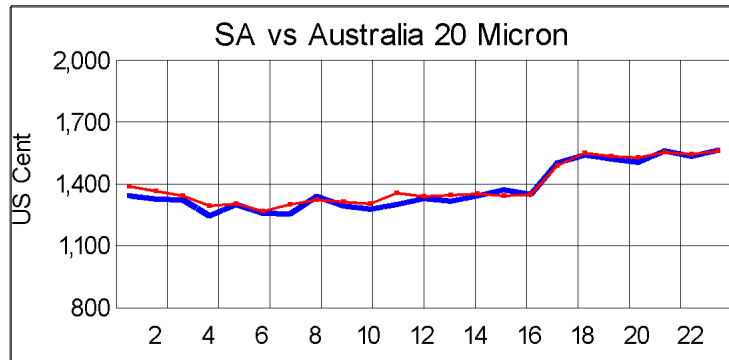
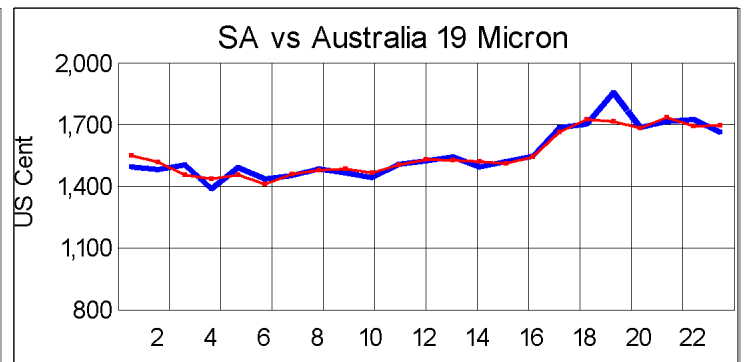
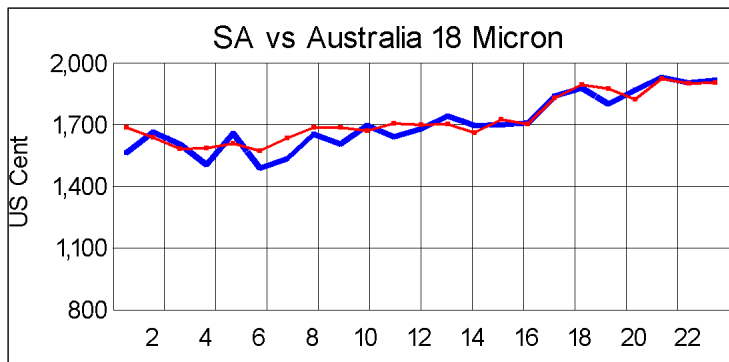
**Average Topmaking Styles (AWEX MF6)**

Micron	100+mm	90mm	80mm	70mm	60mm	50mm	40mm	30mm	20mm	10mm
18.0										
18.5										
19.0										
19.5										
20.0										
20.5			17303							
21.0										
21.5										
22.0										
22.5										
23.0										
23.5										
24.0										

\* Based on a minimum of 3 lots sold per category

**Other Selected Types/Qualities**

	Long			Medium		
	19μ	20μ	21μ	19μ	20μ	21μ
<b>Good Quality</b>						
Lambswool	19742			18730	17510	
Bellies	18904		16462	18396	16549	15625
Locks				17475	15281	
<b>Average Quality</b>						
Lambswool	19419			18036		
Bellies	18490			16470	16238	15601
Locks				15252	14572	
<b>Inferior Quality</b>						
Fleecewool	18682	17883	16639	18842	17756	
Lambswool	18907			16784	17388	
Bellies				16994	16961	
Locks				13117	11647	



— SA in USc  
— Aus in USc

— SA in USc  
— Aus in USc

## Market Commentary

### WOOL MARKET UNCHANGED

Port Elizabeth - The wool market traded slightly lower today and the Cape Wools Merino Indicator decreased by 0,6% and by 112 points to close at a value of R183,84 (Clean). The Australian EMI gained 0,1% this week. The Cape Wools All Wool Indicator lost by 0,8%.

The wool market continued its good performance and capitalised on the continued good demand for quality long and fine wool. The Kerneels Greyling Trust received a record price of R216,80 /kg today for his 15.6 micron wool purchased by Standard Wool despite prices being softer for finer microns. The US Dollar did little to influence the wool market today.

Competition between buyers was good with Modiano buying the most bales at auction.

This week saw the Rand at R11,72 to the US Dollar and R14,45 to the Euro. The Rand was 1,2% stronger against the US Dollar and 1,5% stronger against the Euro, compared with the average rate at the previous sale. The offering comprised of 6 282 bales of which 98,8% was sold. Major traders were Modiano (1 689), Standard Wool SA (1 557), Tianyu SA (1 249), and Lempriere SA (789).

The average clean prices for the selection within the different micron categories for good top-making (MF5), long fleeces were as follows: 18,0 microns decreased 1,1% to close at R223,62/kg; 18,5 microns moved 1,1% down to close at R210,82/kg; 19 microns lost 0,9% to close at R199,21/kg; 19,5 microns weakened by 1,0% to close at R188,61/kg; 20 microns was 0,1% weaker to close at R183,25/kg; 20,5 microns won 0,8% to close at R177,05/kg; 21,0 microns recovered 1,5% to close at R172,28/kg; 21,5 microns improved by 0,9% to close at R168,23/kg; 22 microns rose 1,0% to close at R167,84/kg and 22,5 microns declined by 1,3% to close at R167,34/kg.

The next sale is scheduled for 28 February 2018 where approximately ± 8 440 bales will be on sale.

\*The detailed Seasonal Receivals Declared Report can be viewed at [www.capewools.co.za](http://www.capewools.co.za)