

National Weekly Wool Market Report

Season: 2017/2018

Sale Date: 07 February 2018



CAPE WOOLS SA

Tel: 27-41-4844301
 Fax: 27-41-4846792
 E-mail: stats@capewools.co.za
 Website: www.capewools.co.za

SA Merino Indicator				Buyers			
Indicator Unit	Current Sale	Last Sale	Change	Company	Bales Purchased This Week	% of Purchases	Total Bales Purchased This Season
# SA c/kg	18987	18424	3.1%	G Modiano SA	1695	31.9%	59454
Ave. to date (17/18)	18479	18454	0.1%	Standard Wool SA	1317	24.8%	50798
Ave. to date (16/17)	15245			Tianyu SA	1041	19.6%	35764
US c/kg	1591	1553	2.5%	Lempriere SA	754	14.2%	29607
Euro c/kg	1286	1248	3.1%	Stucken & Co	295	5.6%	15775
AWEX EMI	1808	1734	4.3%	Segard Masurel SA	170	3.2%	7404
				H Dawson Sons & Co			
				New England Wool SA			1555

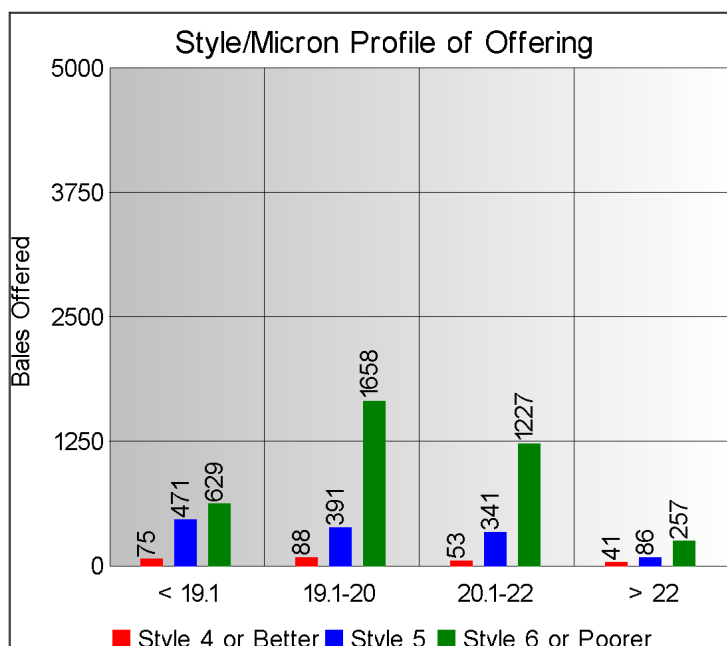
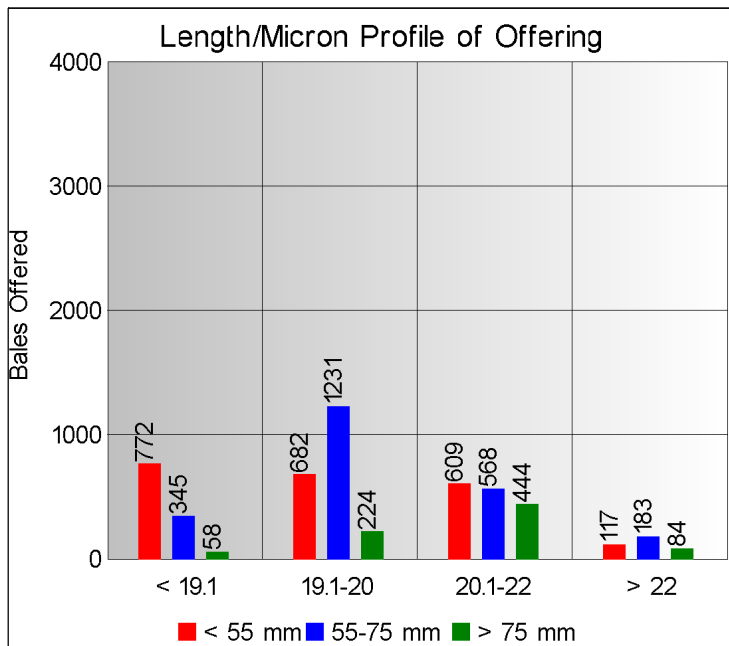
Exchange Rates			
Currency Unit	This Week	Previous Week	% Change
R/USD	11.9305	11.8655	-0.5%
R/Euro	14.7588	14.7670	0.1%
R/AUD	9.3864	9.6047	2.3%
USD/AUD	0.7870	0.8096	2.8%

Analysis of Offerings by Broker This Week (Bales)

Broker	Merino Fleeces	Merino Bellies	Merino Lambs	Merino Backs	Merino Locks	* Other	Total	% Sold
BKB	1496	551	286	0	249	817	3399	99.4%
CMW	748	255	212	155	127	421	1918	98.8%
MAS	0	0	0	0	0	0	0	
QWB	0	0	0	0	0	0	0	
SBL	0	0	0	0	0	0	0	
VLW	0	0	0	0	0	0	0	
Total	2244	806	498	155	376	1238	5317	99.2%

SA Merino Indicator includes Merino types comparable to international indicators.
 ## Cape Wools All Wool Indicator, includes all white wool sold at auction.

* crossbred, coarse and coloured, inferior

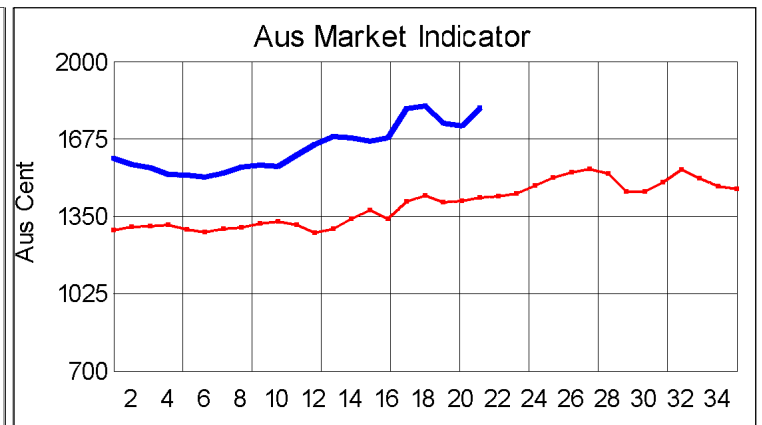
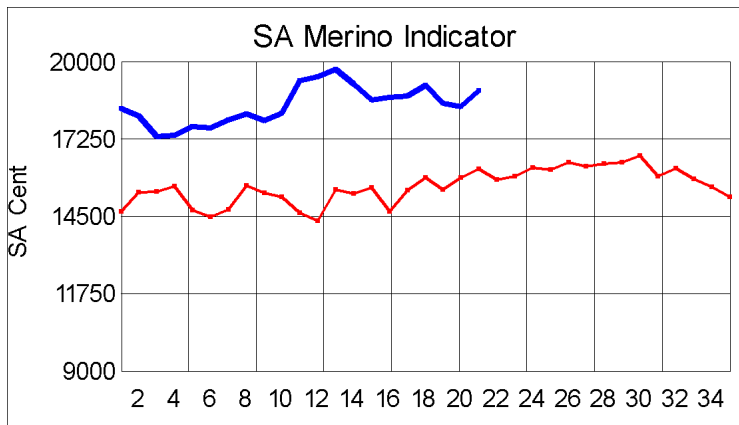


* Seasonal Receipts Declared

2017/18 Declared Receipts : 14 January 2017
 2017/18 Declared Receipts : 04 February 2017

33,184,598.9
 35,583,705.3

Percentage Change (Year-on-Year) : - 8.44



Current Season █ Previous Season █

Average Fleece Wool Prices (c/kg. clean)
Spinners and Good Topmaking Styles (AWEX Types MF4 and MF5)

Micron	100+mm	90mm	80mm	70mm	60mm	50mm	40mm	30mm	20mm	10mm
18.0					21677					
18.5					21342	20575				
19.0					20338	19847	19575			
19.5				19893	20180	18867	18489			
20.0			19592	19084	18271	18229				
20.5				18063	18242					
21.0				17468						
21.5			17296	16843						
22.0			16895							
22.5										
23.0										
23.5										
24.0										

* Based on a minimum of 3 lots sold per category

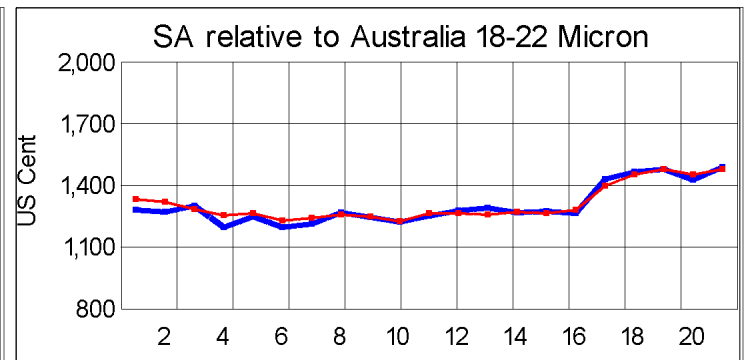
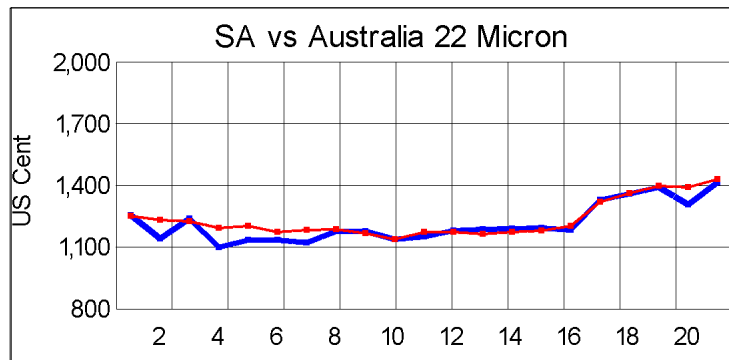
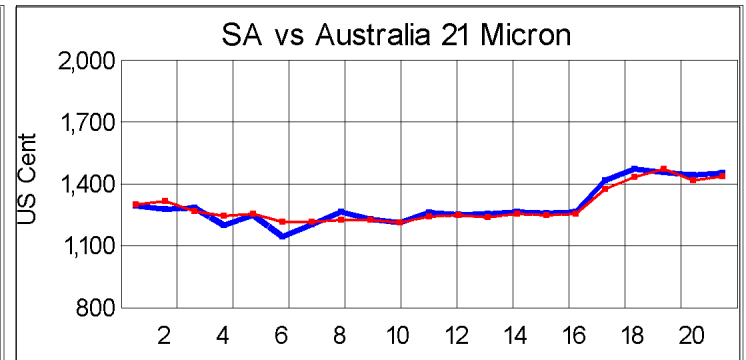
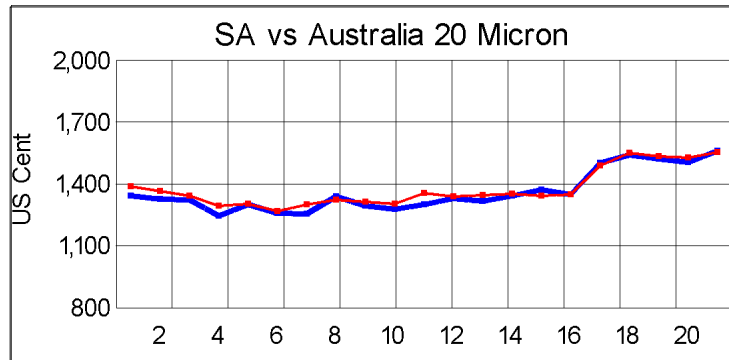
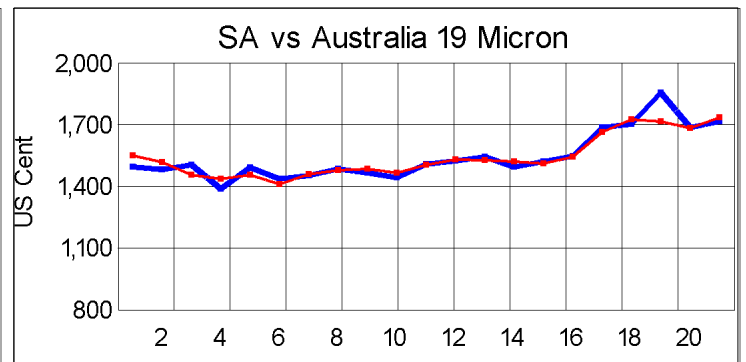
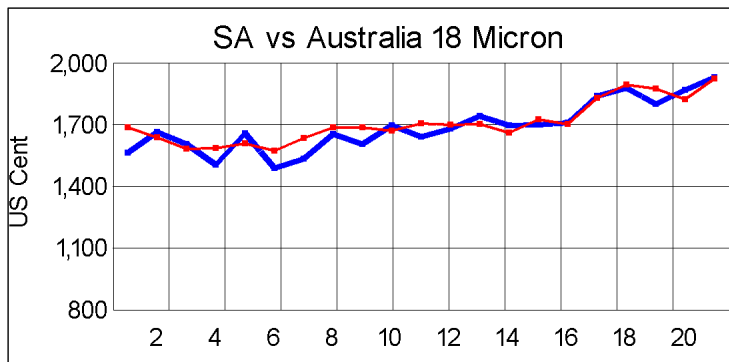
Average Topmaking Styles (AWEX MF6)

Micron	100+mm	90mm	80mm	70mm	60mm	50mm	40mm	30mm	20mm	10mm
18.0										
18.5										
19.0										
19.5										
20.0										
20.5										
21.0										
21.5										
22.0										
22.5										
23.0										
23.5										
24.0										

* Based on a minimum of 3 lots sold per category

Other Selected Types/Qualities

	Long			Medium		
	19μ	20μ	21μ	19μ	20μ	21μ
<u>Good Quality</u>						
Lambswool				18435		
Bellies		18390			15627	
Locks				15296		
<u>Average Quality</u>						
Lambswool				16524		
Bellies	20565	18408		17519	16862	16053
Locks				15863	14315	
<u>Inferior Quality</u>						
Fleecewool	18738	18045	16987			16389
Lambswool						
Bellies	18983	17279		16611	16470	15982
Locks					12494	



— SA in USc
— Aus in USc

— SA in USc
— Aus in USc

Market Commentary

WOOL MARKET 3,1% HIGHER

Port Elizabeth - The wool market traded higher today, and the Cape Wools Merino Indicator increased by 3,1% and by 563 points to close at a value of R189,87 (Clean). The Australian EMI increased by 4,3% this week. The Cape Wools All Wool Indicator increased by 2,9%.

The wool market traded dearer across all micron groups with the finer microns gaining the most. As was the case last week there was again not a lot of wool on offer, and although deliveries have picked up at broker stores, supply constraint concerns remain. Market demand remains strong with the currency contribution negligible.

With smaller volumes on offer buyers were hard pressed to outdo their rivals and competition was fierce.

This week saw the Rand at R11,93 to the US Dollar and R14,76 to the Euro. The Rand was 0,5% weaker against the US Dollar and 0,1% stronger against the Euro, compared with the average rate at the previous sale. The offering comprised of 5 317 bales of which 99,2% was sold. Major traders were Modiano (1 695), Standard Wool SA (1 317), Tianyu SA (1 041), and Lempriere SA (754).

The average clean prices for the selection within the different micron categories for good top-making (MF5), long fleeces were as follows: 18,0 microns increased 6,0% to close at R229,74/kg; 18,5 microns was 3,6% higher to close at R218,82/kg; 19 microns increased by 3,6% to close at R207,38/kg; 19,5 microns strengthened by 2,3% to close at R195,88/kg; 20 microns was 2,3% stronger to close at R185,78/kg; 20,5 microns gained 2,0% to close at R178,77/kg; 21,0 microns recovered 1,9% to close at R171,77/kg; 21,5 microns improved by 2,5% to close at R168,63/kg; 22 microns increased by 3,4% to close at R171,14/kg and 22,5 microns increased by 3,5% to close at R166,31/kg.

The next sale is scheduled for 14 February 2018 where approximately ± 10 223 bales will be on sale.

*The detailed Seasonal Receivals Declared Report can be viewed at www.capewools.co.za