

National Weekly Wool Market Report

Season: 2016/2017

Sale Date: 23 & 24 MAY 2017



CAPE WOOLS SA

Tel: 27-41-4844301
 Fax: 27-41-4846792
 E-mail: stats@capewools.co.za
 Website: www.capewools.co.za

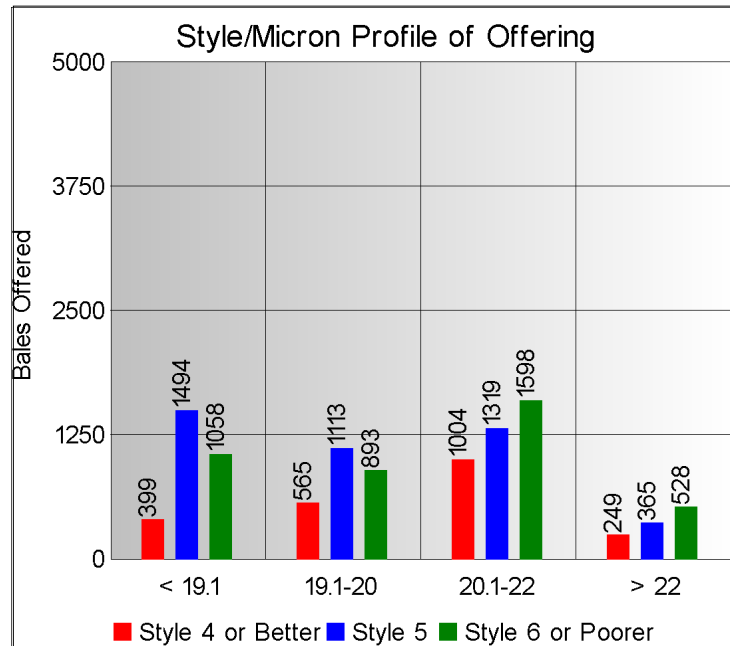
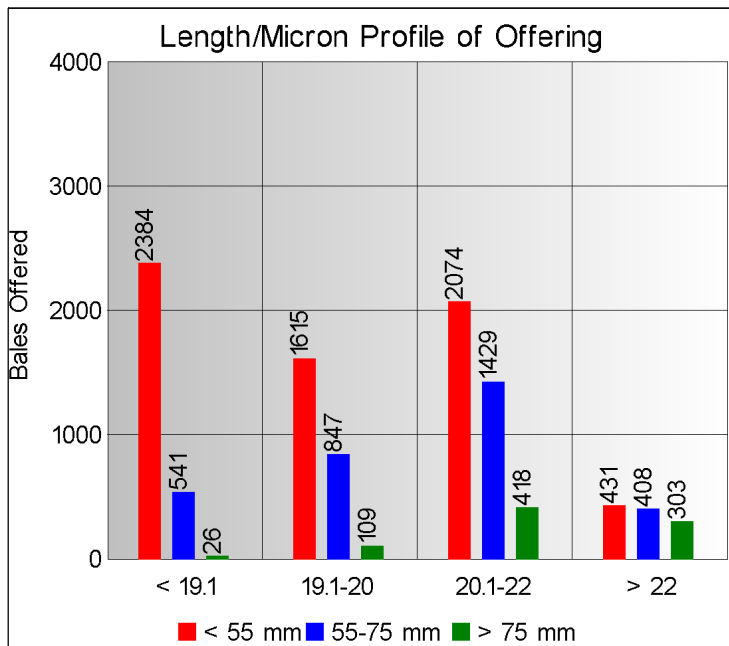
SA Merino Indicator				Buyers			
Indicator Unit	Current Sale	Last Sale	Change	Company	Bales Purchased This Week	% of Purchases	Total Bales Purchased This Season
# SA c/kg	15857	16237	-2.3%	Lempriere SA	2844	26.9%	67588
Ave. to date (16/17)	15594	15586	0.1%	G Modiano SA	2776	26.2%	98353
Ave. to date (15/16)	14384			Standard Wool SA	2734	25.8%	90641
US c/kg	1220	1199	1.7%	Stucken & Co	914	8.6%	33977
Euro c/kg	1091	1104	-1.2%	Segard Masurel SA	419	4.0%	13799
AWEX EMI	1512	1549	-2.4%	New England Wool SA	217	2.1%	5292
Exchange Rates				H Dawson Sons & Co			1492
Currency Unit	This Week	Previous Week	% Change	SAFIL SA			
R/USD	12.9947	13.5371	4.0%				
R/Euro	14.5360	14.7019	1.1%				
R/AUD	9.7070	9.9990	2.9%				
USD/AUD	0.7471	0.7387	-1.1%				

Analysis of Offerings by Broker This Week (Bales)

Broker	Merino Fleeces	Merino Bellies	Merino Lambs	Merino Backs	Merino Locks	* Other	Total	% Sold
BKB	3492	757	710	0	568	886	6413	90.8%
CMW	1376	334	338	86	290	553	2977	97.1%
JLW	106	14	16	0	10	15	161	95.7%
MAS	133	42	70	0	26	39	310	100.0%
QWB	105	13	35	0	8	268	429	100.0%
SBL	77	11	19	0	7	22	136	100.0%
VLW	91	17	21	0	7	23	159	100.0%
Total	5380	1188	1209	86	916	1806	10585	93.6%

SA Merino Indicator includes Merino types comparable to international indicators.
 ## Cape Wools All Wool Indicator, includes all white wool sold at auction.

* crossbred, coarse and coloured, inferior



* Seasonal Receipts Declared

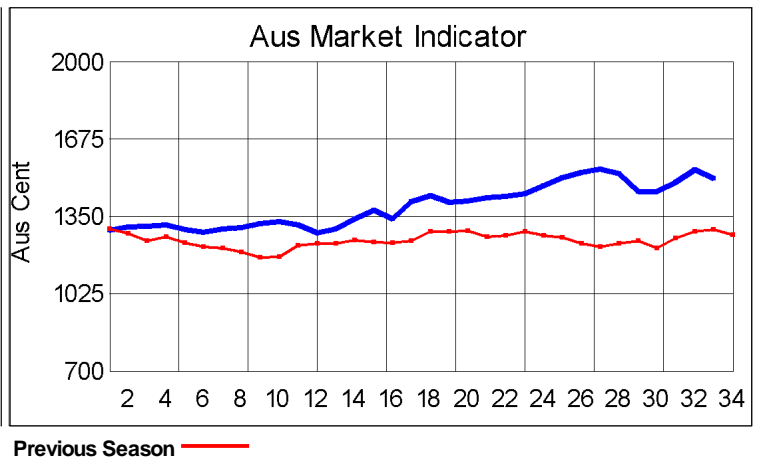
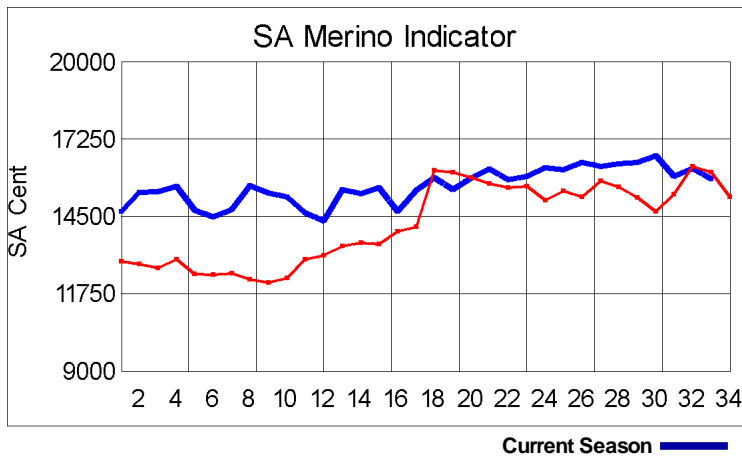
2016/17 Declared Receipts : 30 April 2017

49,268,745.1

2016/17 Declared Receipts : 21 May 2017

52,093,875.9

Percentage Change (Year-on-Year) : 3.93



Current Season — Previous Season —

Average Fleece Wool Prices (c/kg. clean)
Spinners and Good Topmaking Styles (AWEX Types MF4 and MF5)

Micron	100+mm	90mm	80mm	70mm	60mm	50mm	40mm	30mm	20mm	10mm
18.0					21220	18359				
18.5				19868	19509	17287	15881			
19.0				19032	17749	16290	15273			
19.5			17819	17496	16159	14958	13457			
20.0			15977	15969	14970	13636	12934	12040		
20.5				15016	14056	13315	12066			
21.0			14789	14732	13864	12846	11409			
21.5				14452	13381	12517	11199			
22.0				14086	13060	12150				
22.5				13597	12760	11483				
23.0					11678					
23.5					12266					
24.0					12085					

* Based on a minimum of 3 lots sold per category

Average Topmaking Styles (AWEX MF6)

Micron	100+mm	90mm	80mm	70mm	60mm	50mm	40mm	30mm	20mm	10mm
18.0										
18.5										
19.0						16271	14416			
19.5						15405	13200			
20.0				14416			12538			
20.5						13552	11514	11490		
21.0					12754		11329			
21.5										
22.0										
22.5										
23.0										
23.5										
24.0										

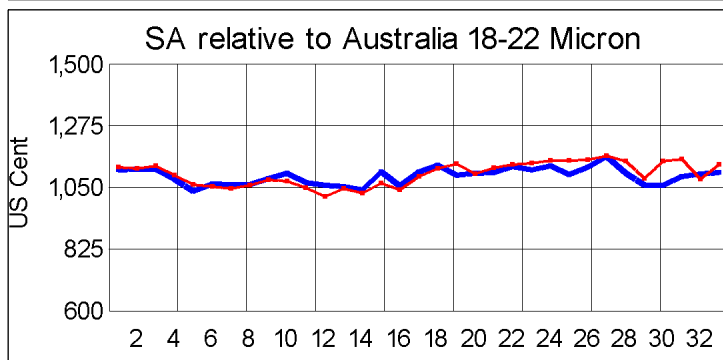
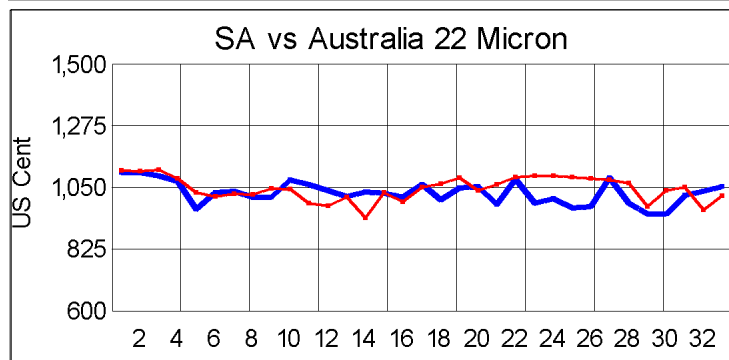
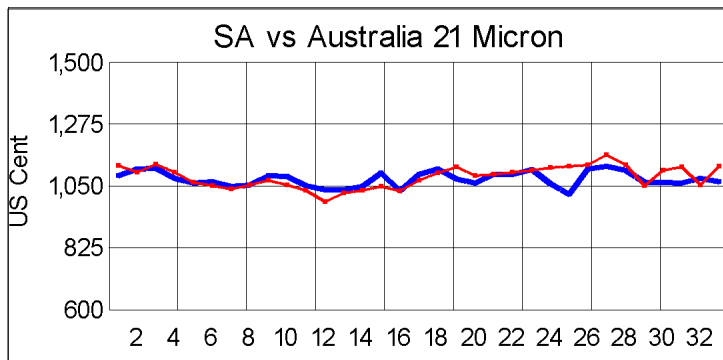
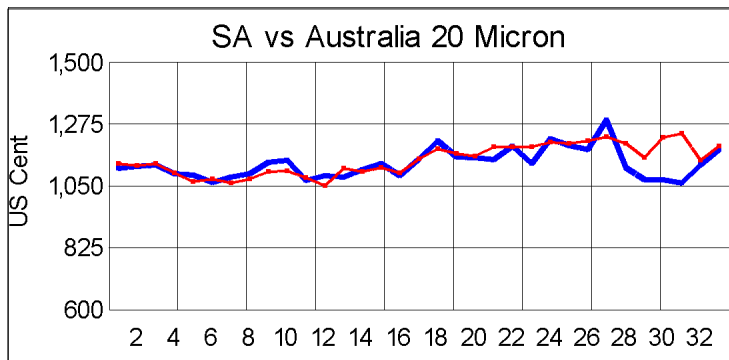
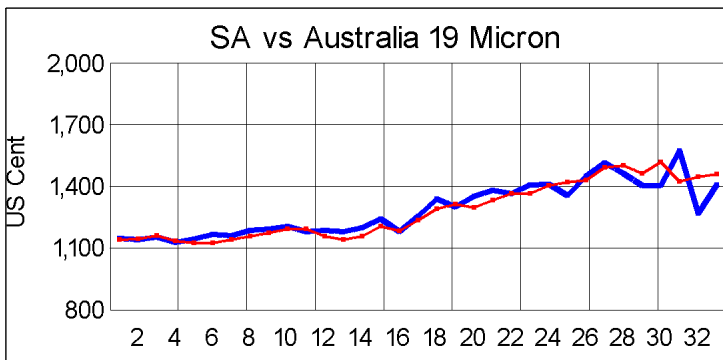
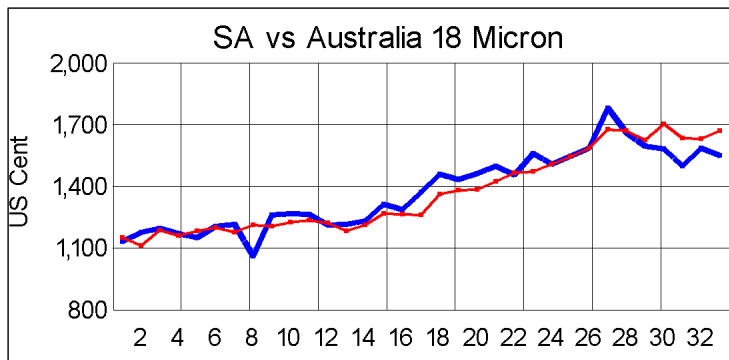
* Based on a minimum of 3 lots sold per category

Other Selected Types/Qualities

Long

Medium

	19μ	20μ	21μ	19μ	20μ	21μ
Good Quality						
Lambswool	18567	15864	14505	14572	13831	12316
Bellies	16517		13826	13840	13142	11097
Locks				12885	11768	
Average Quality						
Lambswool	18744	15291		14623	12684	11555
Bellies	15561	13435	13402	14490	12414	11546
Locks				13222	12811	10590
Inferior Quality						
Fleecewool	16566	14682	13753	15472	13094	13044
Lambswool	16555	15698	14418	15731	13265	12176
Bellies	15375	12300		13498	11985	10389
Locks				8861	8637	8019



— SA in USc
— Aus in USc

— SA in USc
— Aus in USc

Market Commentary

WOOL MARKET 2,3% LOWER

Port Elizabeth - The wool market traded lower at this week's auction and the Cape Wools Merino Indicator decreased by 2,3% and by 380 points to close at a value of R158,57 (Clean). The Australian EMI lost 2,4% this week. The Cape Wools All Wool Indicator lost 2,3%.

Sentiment on the wool market was heavily influenced by the volatility and strengthening of the Rand. The 2016/17 wool growing season is nearing its end and at this penultimate sale prices particularly on the medium and shorter length wool declined significantly. Buyers commented that the demand for good quality long fleece wool remained good. The fierce rivalry between Lempriere, Standard Wool and Modiano continued unabated.

This week saw the Rand at R12,99 to the US Dollar. The Rand was 4,0% stronger against the US Dollar compared with the average rate at the previous sale. The Rand was 1,1% stronger against the Euro, trading at R14,54. The offering comprised of 10 585 bales of which 93,6% was sold. Major traders were Lempriere SA (2 844), Modiano (2 776), Standard Wool SA (2 734) and Stucken & Co (914).

The average clean prices for the selection within the different micron categories for good top-making (MF5), long fleeces were as follows: 18,0 microns decreased 1,7% to close at R217,43/kg; 18,5 microns decreased 2,0% to close at R211,47/kg; 19 microns lost 3,1% to close at R190,06/kg; 19,5 microns moved down 1,9% to close at R169,17/kg; 20 microns decreased with 1,9% to close at R155,52/kg; 20,5 microns moved down 1,6% to close at R149,81/kg; 21,0 microns weakened 1,2% to close at R145,96/kg; 21,5 microns decreased 1,5% to close at R140,34/kg; 22 microns lost 1,1% to close at R132,61/kg and 22,5 microns decreased 1,5% to close at R135,90/kg.

The next sale is scheduled for 31 May 2017 where approximately ±6 158 bales will be on sale.

*The detailed Seasonal Receipts Declared Report can be viewed at www.capewools.co.za