

National Weekly Wool Market Report

Season: 2016/2017

Sale Date: 25 & 26 April 2017



CAPE WOOLS SA

Tel: 27-41-4844301
 Fax: 27-41-4846792
 E-mail: stats@capewools.co.za
 Website: www.capewools.co.za

SA Merino Indicator				Buyers			
Indicator Unit	Current Sale	Last Sale	Change	Company	Bales Purchased This Week	% of Purchases	Total Bales Purchased This Season
# SA c/kg	15944	16673	-4.4%	Standard Wool SA	3654	31.4%	86091
Ave. to date (16/17)	15565	15552	0.1%	G Modiano SA	2747	23.6%	93405
Ave. to date (15/16)	14255			Lempriere SA	2579	22.2%	63496
US c/kg	1211	1252	-3.2%	Stucken & Co	1247	10.7%	32266
Euro c/kg	1111	1172	-5.2%	New England Wool SA	402	3.5%	4983
AWEX EMI	1495	1457	2.6%	Segard Masurel SA	347	3.0%	13026
				H Dawson Sons & Co			1492
				SAFIL SA			

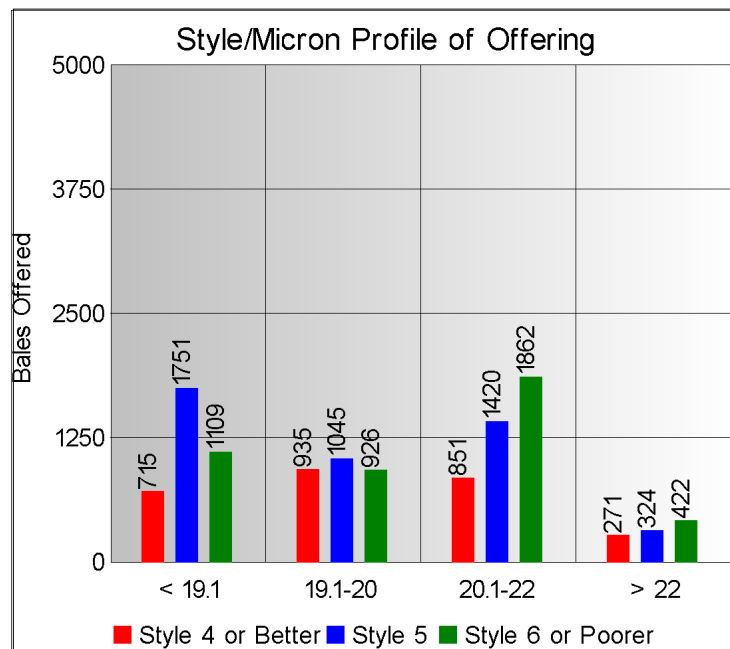
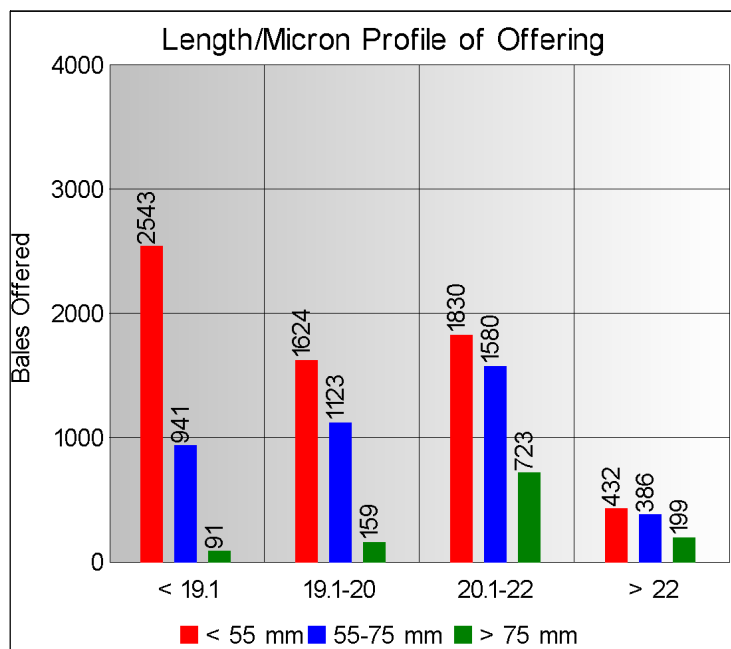
Exchange Rates			
Currency Unit	This Week	Previous Week	% Change
R/USD	13.1635	13.3215	1.2%
R/Euro	14.3528	14.2249	-0.9%
R/AUD	9.8652	10.0139	1.5%
USD/AUD	0.7492	0.7514	0.3%

Analysis of Offerings by Broker This Week (Bales)

Broker	Merino Fleeces	Merino Bellies	Merino Lambs	Merino Backs	Merino Locks	* Other	Total	% Sold
BKB	3912	689	680	0	646	828	6755	91.8%
CMW	1328	224	457	96	219	865	3189	97.9%
JLW	69	9	12	0	10	11	111	100.0%
MAS	74	17	72	0	16	67	246	91.1%
QWB	483	32	117	0	59	313	1004	98.9%
SBL	64	5	9	0	10	16	104	100.0%
VLW	139	17	22	0	16	28	222	100.0%
Total	6069	993	1369	96	976	2128	11631	94.4%

SA Merino Indicator includes Merino types comparable to international indicators.
 ## Cape Wools All Wool Indicator, includes all white wool sold at auction.

* crossbred, coarse and coloured , inferior



* Seasonal Receipts Declared

2016/17 Declared Receipts : 02 April 2017

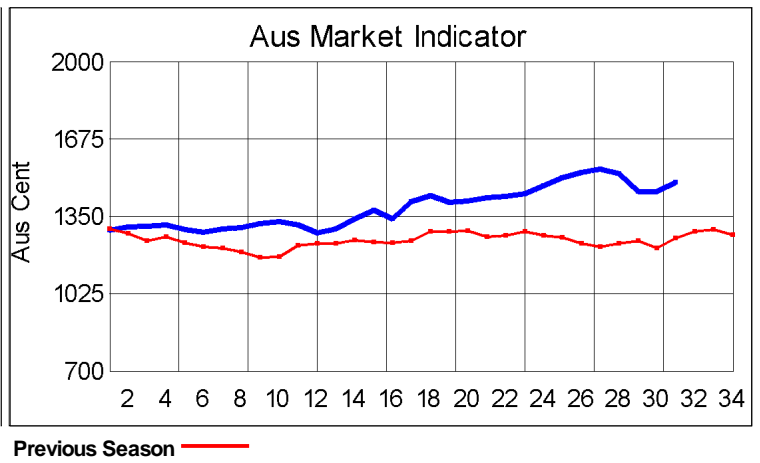
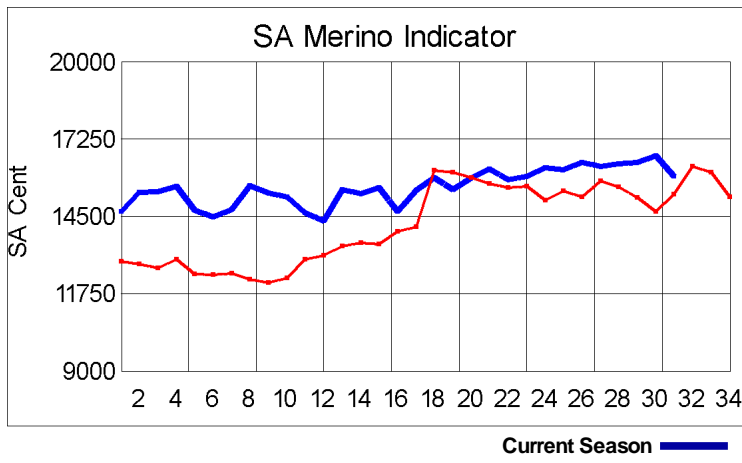
46,585,728.9

2016/17 Declared Receipts : 23 April 2017

48,434,006.0

Percentage Change (Year-on-Year) :

4.14



Current Season — Previous Season —

**Average Fleece Wool Prices (c/kg. clean)
Spinners and Good Topmaking Styles (AWEX Types MF4 and MF5)**

Micron	100+mm	90mm	80mm	70mm	60mm	50mm	40mm	30mm	20mm	10mm
18.0			21901	21959	21037	19666	17893			
18.5			19735	20774	19508	17904	17675			
19.0				19223	18347	17130	16025	13829		
19.5			17818	17240	16697	15742	14608			
20.0			15596	15843	15217	14702	13805			
20.5			14738	14876	14227	13518	12952			
21.0			14347	14355	14199	12789	12227			
21.5			14116	13894	13101	12516				
22.0				14107	13088	11810	11727			
22.5					12994	11744				
23.0				13445						
23.5										
24.0										

* Based on a minimum of 3 lots sold per category

Average Topmaking Styles (AWEX MF6)

Micron	100+mm	90mm	80mm	70mm	60mm	50mm	40mm	30mm	20mm	10mm
18.0								13787		
18.5										
19.0							14064			
19.5					15449		15202			
20.0					14951		12139			
20.5					13711	13505		11970		
21.0					13398		11717	11568		
21.5										
22.0										
22.5										
23.0										
23.5										
24.0										

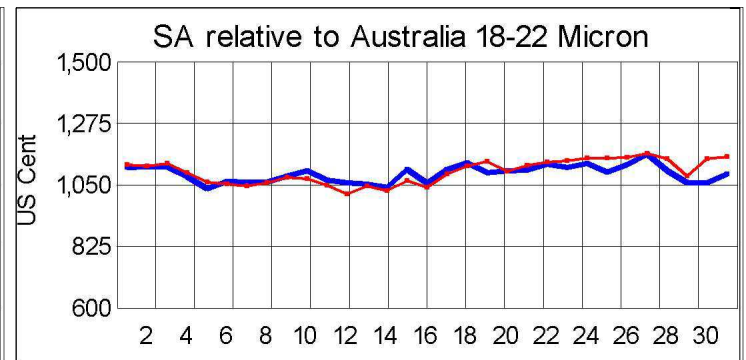
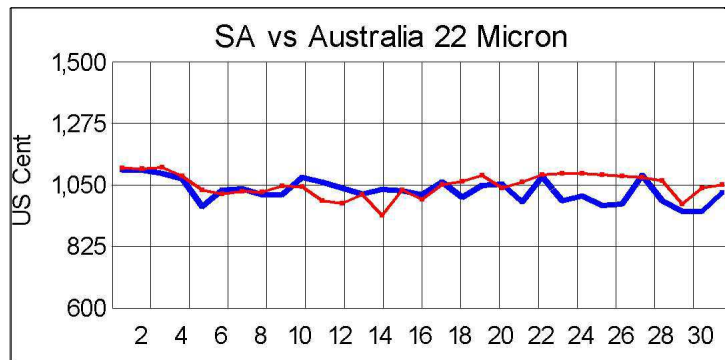
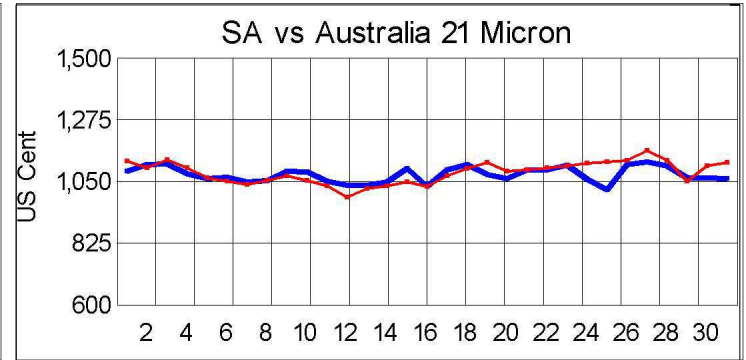
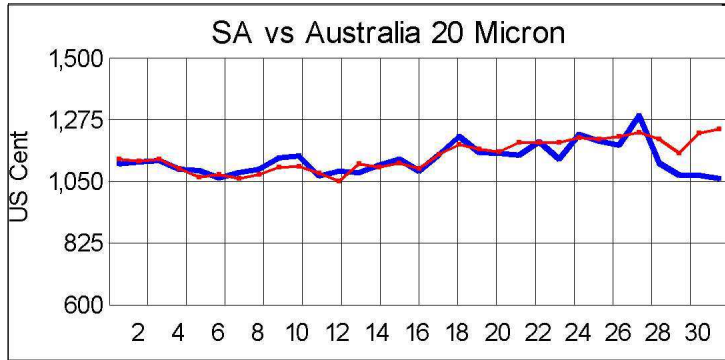
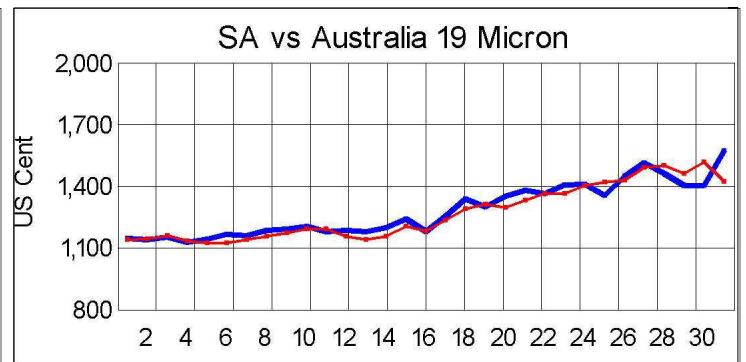
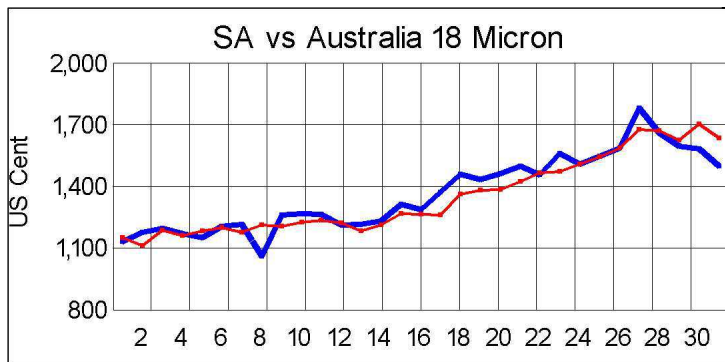
* Based on a minimum of 3 lots sold per category

Other Selected Types/Qualities

Long

Medium

	19μ	20μ	21μ	19μ	20μ	21μ
Good Quality						
Lambswool	18227	15706	12782	16774	14277	
Bellies	15895	15628		15495	13604	
Locks				15258	11328	11231
Average Quality						
Lambswool	18995	14584	14003	15748	13408	11983
Bellies	15842	12017		15583	13528	12141
Locks				13799	11911	
Inferior Quality						
Fleecewool	17414	14600	13242	15463	13135	12312
Lambswool		14766	14233	17255		
Bellies		13928		13681	12923	10991
Locks				9834	9286	10589



— SA in USc
— Aus in USc

— SA in USc
— Aus in USc

Market Commentary

WOOL MARKET LOWER

Port Elizabeth - The wool market traded lower at this weeks' auction and the Cape Wools Merino Indicator decreased by 4,4% and by 729 points to close at a value of R159,44 (Clean). The Australian EMI gained 2,6% this week. The Cape Wools All Wool Indicator lost 4,4%.

After a good run, where the wool market had consistently traded higher for four consecutive periods, the tide eventually turned and the golden fiber shed some value. Fine, medium and strong wool all traded easier. The demand for good quality long fleece wool remains strong and despite the larger auction only 7% was left unsold. Competition was keen with Standard Wool purchasing the most wool at auction followed by Modiano, a close second.

This week saw the Rand at R13,16 to the US Dollar. The Rand was 1,2% stronger against the US Dollar compared with the average rate at the previous sale. The Rand was 0,9% weaker against the Euro, trading at R14,35. The offering comprised of 11 631 bales of which 94,4% was sold. Major traders were Standard Wool SA (3 654), Modiano (2 747), Lempriere SA (2 579) and Stucken & Co (1 247).

The average clean prices for the selection within the different micron categories for good top-making (MF5), long fleeces were as follows: 18,0 microns dropped 3,4% to close at R219,40/kg; 18,5 microns decreased 3,9% to close at R213,32/kg; 19 microns lost 4,3% to close at R193,63/kg; 19,5 microns decreased 3,3% to close at R169,79/kg; 20 microns decreased with 5,1% to close at R155,04/kg; 20,5 microns moved down 4,3% to close at R147,55/kg; 21,0 microns weakened 3,2% to close at R142,88/kg; 21,5 microns decreased 4,3% to close at R139,66/kg; 22 microns lost 5,4% to close at R131,16/kg and 22,5 microns decreased 0,5% to close at R133,75/kg.

The next sale is scheduled for 10 May 2017 where approximately ±6 281 bales will be on sale.

*The detailed Seasonal Receivals Declared Report can be viewed at www.capewools.co.za