

National Weekly Wool Market Report

Season: 2017/2018

Sale Date: 10 & 11 October 2017



CAPE WOOLS SA

Tel: 27-41-4844301
 Fax: 27-41-4846792
 E-mail: stats@capewools.co.za
 Website: www.capewools.co.za

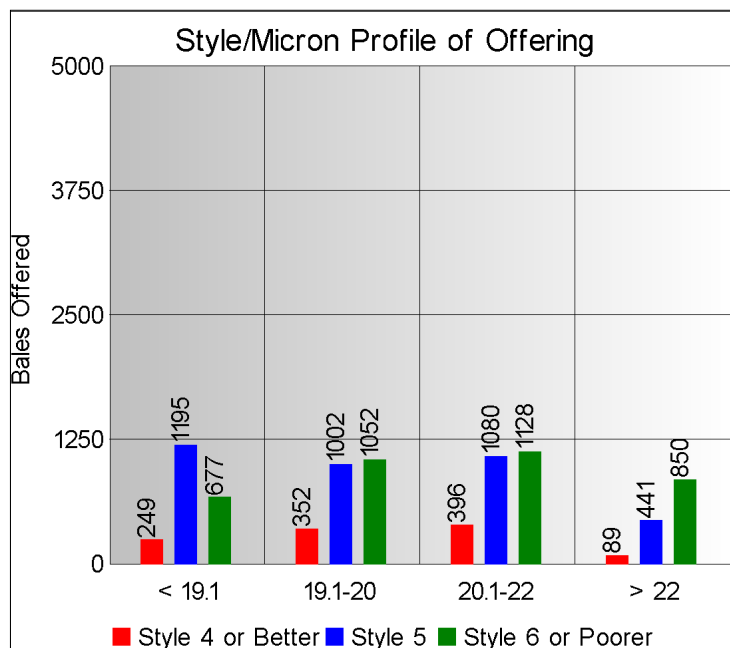
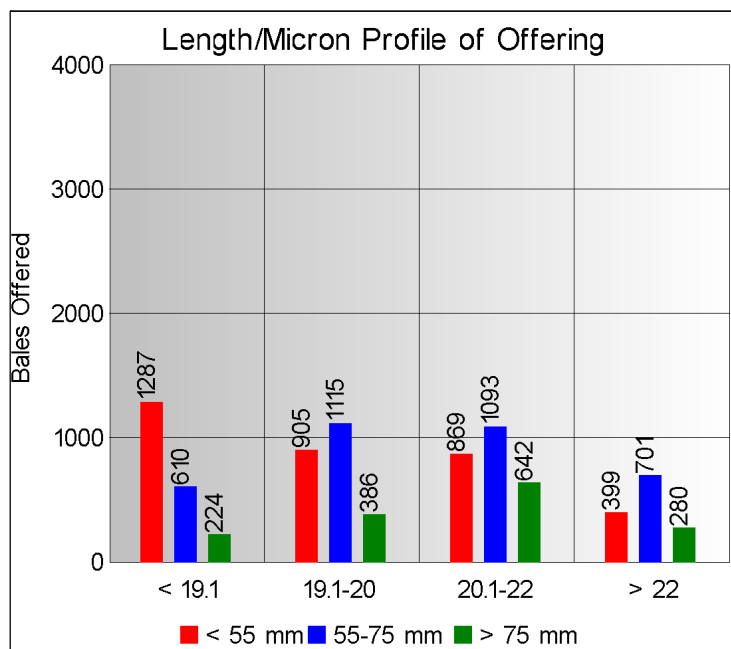
SA Merino Indicator				Buyers			
Indicator Unit	Current Sale	Last Sale	Change	Company	Bales Purchased This Week	% of Purchases	Total Bales Purchased This Season
# SA c/kg	18178	17959	1.2%	G Modiano SA	2516	29.6%	20802
Ave. to date (17/18)	17844	17796	0.3%	Tianyu SA	2097	24.6%	12376
Ave. to date (16/17)	15082			Standard Wool SA	1851	21.8%	17504
US c/kg	1337	1322	1.2%	Lempriere SA	769	9.0%	8406
Euro c/kg	1131	1124	0.7%	Stucken & Co	606	7.1%	4569
AWEX EMI	1560	1535	1.6%	Segard Masurel SA	565	6.6%	4189
Exchange Rates				New England Wool SA	4	0.1%	1186
Currency Unit	This Week	Previous Week	% Change	H Dawson Sons & Co			
R/USD	13.5928	13.5868	-0.0%				
R/Euro	16.0721	15.9841	-0.6%				
R/AUD	10.5855	10.6764	0.9%				
USD/AUD	0.7785	0.7855	0.9%				

Analysis of Offerings by Broker This Week (Bales)

Broker	Merino Fleeces	Merino Bellies	Merino Lambs	Merino Backs	Merino Locks	* Other	Total	% Sold
BKB	3741	587	629	0	395	475	5827	99.0%
CMW	1460	221	345	201	111	346	2684	98.4%
MAS	0	0	0	0	0	0	0	
QWB	0	0	0	0	0	0	0	
SBL	0	0	0	0	0	0	0	
VLW	0	0	0	0	0	0	0	
Total	5201	808	974	201	506	821	8511	98.8%

SA Merino Indicator includes Merino types comparable to international indicators.
 ## Cape Wools All Wool Indicator, includes all white wool sold at auction.

* crossbred, coarse and coloured, inferior



* Seasonal Receipts Declared

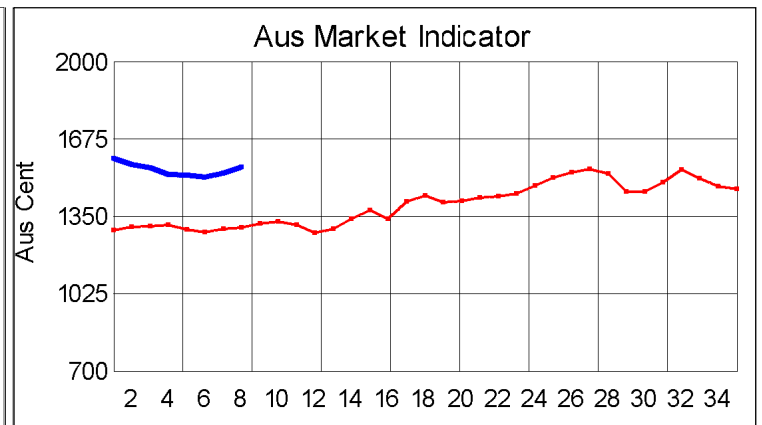
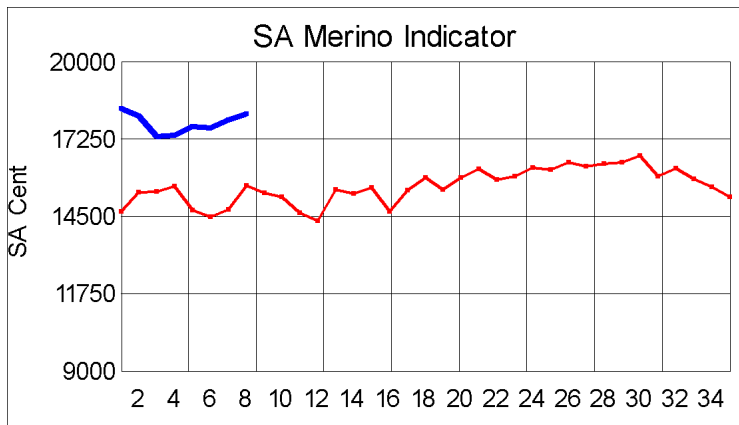
2017/18 Declared Receipts : 18 September 2017

9,895,362.3

2017/18 Declared Receipts : 09 October 2017

13,385,848.6

Percentage Change (Year-on-Year) : -3.86



Current Season — Previous Season —

**Average Fleece Wool Prices (c/kg. clean)
Spinners and Good Topmaking Styles (AWEX Types MF4 and MF5)**

Micron	100+mm	90mm	80mm	70mm	60mm	50mm	40mm	30mm	20mm	10mm
18.0			23012	23144		20838	19813			
18.5		22440	21643	21669	20681	19845	19637			
19.0			20741	20421	19403	18618	17751			
19.5			19285	19170	18752	17688	17398			
20.0		18379	18275	18110	17605	17048	16017			
20.5			17414	17254	16874	16219				
21.0		16981	16958	16708	16622	15633				
21.5			16739	16702						
22.0			16600		15904					
22.5			16182							
23.0			15710							
23.5										
24.0										

* Based on a minimum of 3 lots sold per category

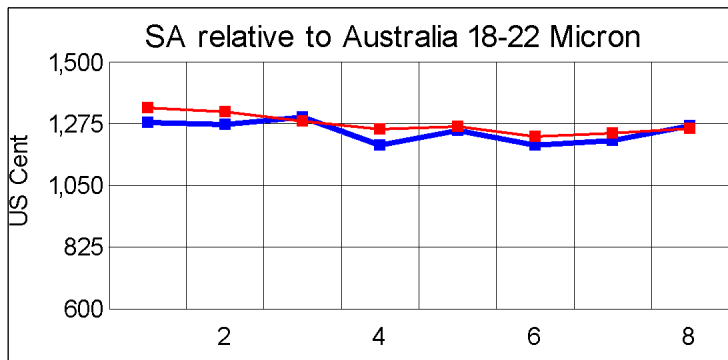
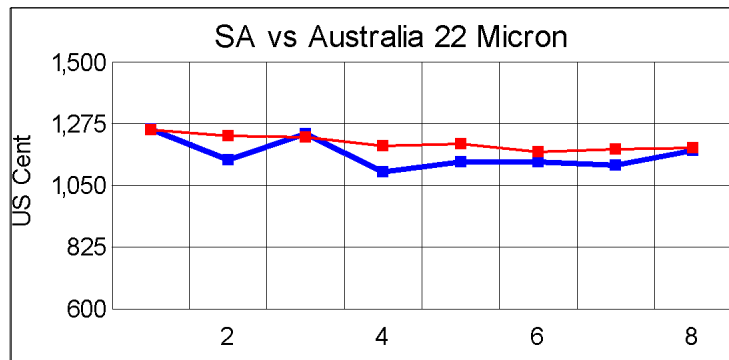
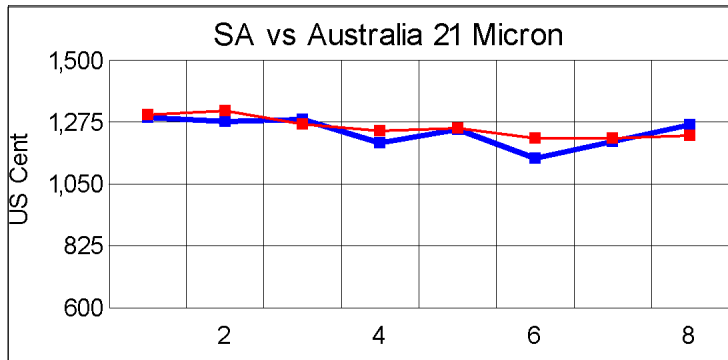
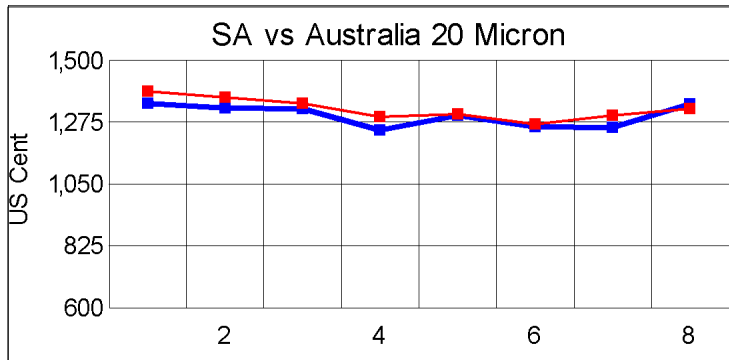
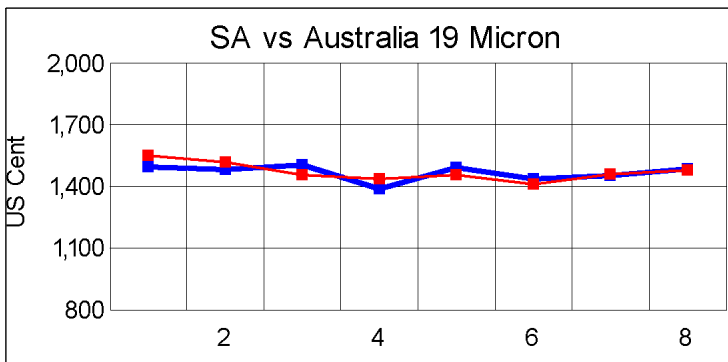
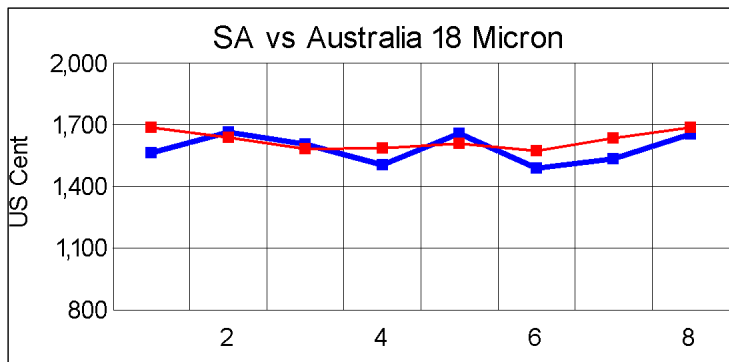
Average Topmaking Styles (AWEX MF6)

Micron	100+mm	90mm	80mm	70mm	60mm	50mm	40mm	30mm	20mm	10mm
18.0										
18.5										
19.0										
19.5				18014	17096					
20.0										
20.5			17130	16839	16329					
21.0			16588	16690						
21.5				15973						
22.0										
22.5										
23.0										
23.5										
24.0										

* Based on a minimum of 3 lots sold per category

Other Selected Types/Qualities

	Long			Medium		
	19μ	20μ	21μ	19μ	20μ	21μ
Good Quality						
Lambswool	20319	18074		18655	16029	15894
Bellies	18413	16835		17551	16906	
Locks				16439	14004	14004
Average Quality						
Lambswool	19677	16320	16082	15999	15404	14067
Bellies	18566	16027	15351	16323	13592	15450
Locks				15237	14065	13588
Inferior Quality						
Fleecewool	18622	16960	15955	16895	16878	14719
Lambswool	19191	17024		18172	16833	14944
Bellies	17224	16457	15841	15935	15847	14121
Locks						12127



— SA in USc
— Aus in USc

— SA in USc
— Aus in USc

Market Commentary

WOOL MARKET 1,2% HIGHER

Port Elizabeth - The wool market traded dearer today and the Cape Wools Merino Indicator increased with 1,2% and by 219 points to close at a value of R181,78 (Clean). On the Australian market, the EMI increased with 1,6% this week. The Cape Wools All Wool Indicator increased by 1,4%.

The wool market got off to a strong start yet softened as the day progressed. The offering consisted of mostly longer and fine wool for which there is growing demand. Medium lengths at the finer end softened with the coarser wool maintaining their gains to end dearer. The finer microns received good support.

This was again a fair-sized auction and buyers competed strongly for the declining volumes received at broker stores.

This week saw the Rand at R13,59 to the US Dollar and R16,07 to the Euro. The Rand was unchanged against the US Dollar and 0,6% weaker against the Euro, compared with the average rate at the previous sale. The offering comprised of 8 511 bales of which 98,8% was sold. Major traders were Modiano (2 516), Tianyu SA (2 097), Standard Wool SA (1 851) and Lempriere SA (769).

The average clean prices for the selection within the different micron categories for good top-making (MF5), long fleeces were as follows: 18,0 microns increased 3,3% to close at R229,79/kg; 18,5 microns moved 0,7% up to close at R213,87/kg; 19 microns gained 1,3% to close at R201,26/kg; 19,5 microns strengthened by 2,1% to close at R191,46/kg; 20 microns was 1,9% stronger to close at R180,19/kg; 20,5 microns won 0,5% to close at R171,49/kg; 21,0 microns recovered 0,8% to close at R166,81/kg; 21,5 microns improved by 2,7% to close at R165,94/kg; 22 microns rose 0,3% to close at R161,50/kg and 22,5 microns climbed by 1,9% to close at R159,58/kg.

The next sale is scheduled for 18 October 2017 where approximately ±9 339 bales will be on sale.

*The detailed Seasonal Receivals Declared Report can be viewed at www.capewools.co.za