

National Weekly Wool Market Report

Season: 2017/2018

Sale Date: 27 September 2017



CAPE WOOLS SA

Tel: 27-41-4844301
 Fax: 27-41-4846792
 E-mail: stats@capewools.co.za
 Website: www.capewools.co.za

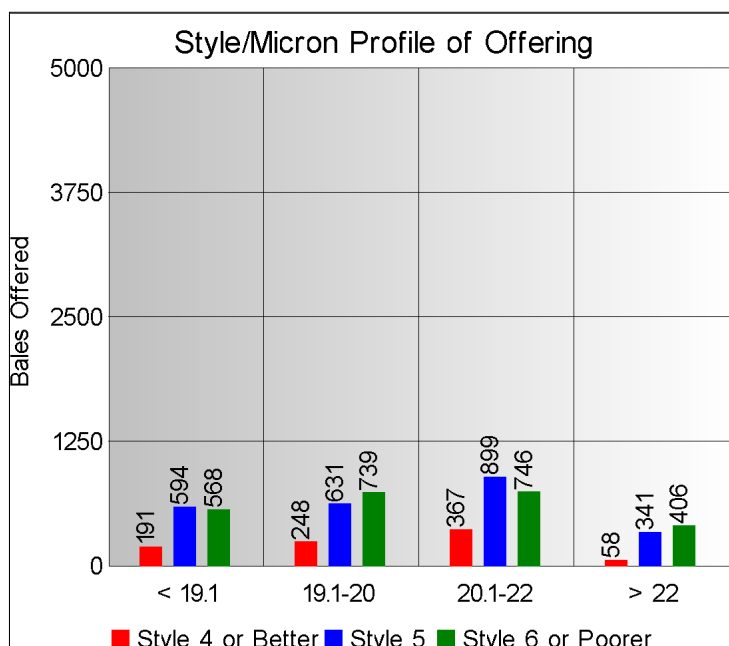
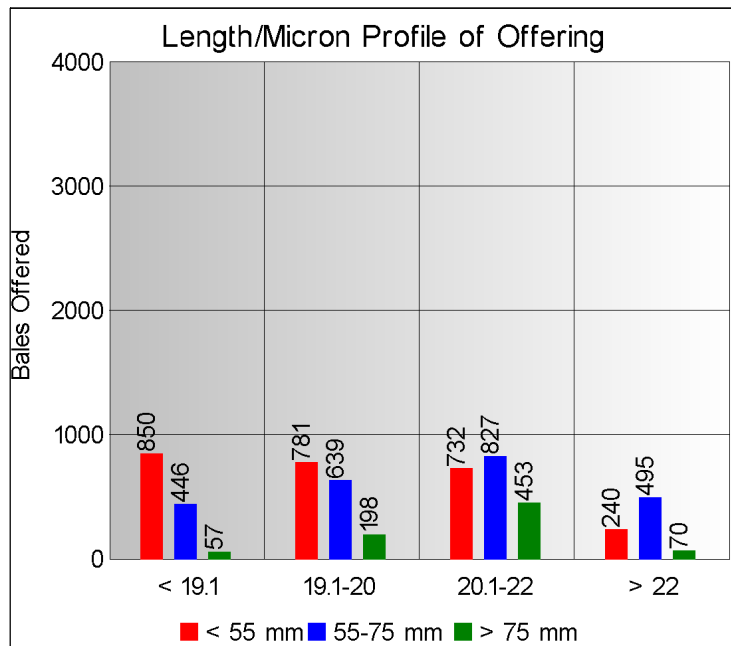
SA Merino Indicator				Buyers			
Indicator Unit	Current Sale	Last Sale	Change	Company	Bales Purchased This Week	% of Purchases	Total Bales Purchased This Season
# SA c/kg	17670	17727	-0.3%	Standard Wool SA	1851	32.0%	13656
Ave. to date (17/18)	17769	17789	-0.1%	G Modiano SA	1542	26.6%	15113
Ave. to date (16/17)	15049			Tianyu SA	849	14.7%	8531
US c/kg	1308	1337	-2.1%	Lempriere SA	563	9.7%	7009
Euro c/kg	1114	1114	0.0%	Stucken & Co	478	8.3%	3527
AWEX EMI	1519	1527	-0.5%	Segard Masurel SA	381	6.6%	3087
Exchange Rates				New England Wool SA	3	0.1%	1182
Currency Unit	This Week	Previous Week	% Change	H Dawson Sons & Co			
R/USD	13.5050	13.2589	-1.9%				
R/Euro	15.8632	15.9140	0.3%				
R/AUD	10.6008	10.6537	0.5%				
USD/AUD	0.7852	0.8032	2.2%				

Analysis of Offerings by Broker This Week (Bales)

Broker	Merino Fleeces	Merino Bellies	Merino Lambs	Merino Backs	Merino Locks	* Other	Total	% Sold
BKB	1934	338	305	0	194	315	3086	98.5%
CMW	1457	269	301	204	176	295	2702	97.3%
MAS	0	0	0	0	0	0	0	
QWB	0	0	0	0	0	0	0	
SBL	0	0	0	0	0	0	0	
VLW	0	0	0	0	0	0	0	
Total	3391	607	606	204	370	610	5788	97.9%

SA Merino Indicator includes Merino types comparable to international indicators.
 ## Cape Wools All Wool Indicator, includes all white wool sold at auction.

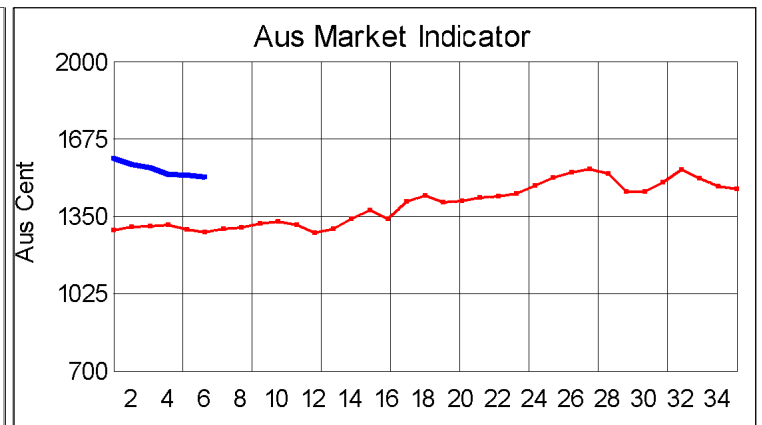
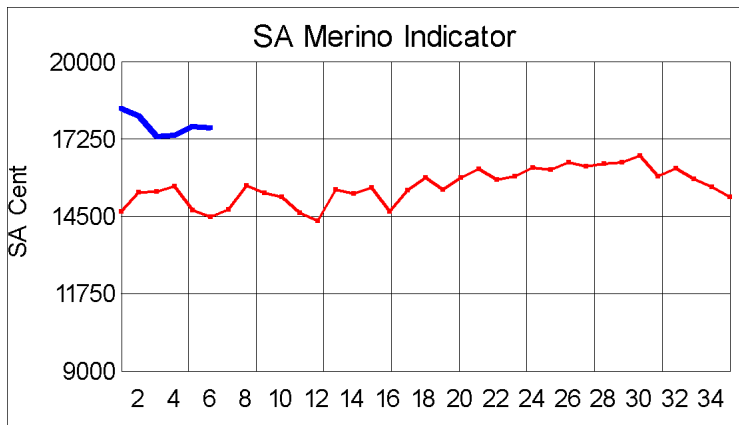
* crossbred, coarse and coloured, inferior



* Seasonal Receipts Declared

2017/18 Declared Receipts : 04 September 2017 7,426,100.5
 2017/18 Declared Receipts : 25 September 2017 10,431,162.2

Percentage Change (Year-on-Year) : -0.79



Current Season — Previous Season —

**Average Fleece Wool Prices (c/kg. clean)
Spinners and Good Topmaking Styles (AWEX Types MF4 and MF5)**

Micron	100+mm	90mm	80mm	70mm	60mm	50mm	40mm	30mm	20mm	10mm
18.0				21767		21033				
18.5			21552	20246	19843	19910				
19.0			20011	19049	18538	18715	16778			
19.5			19240	18157	18123	17150	16782			
20.0		17656	17616	17237	17127	16238	15219			
20.5		16533	16901	16791	16645	16191	14818			
21.0			16562	16282	16190	15676				
21.5				16215	15917	15065				
22.0			16067							
22.5										
23.0				15453						
23.5										
24.0										

* Based on a minimum of 3 lots sold per category

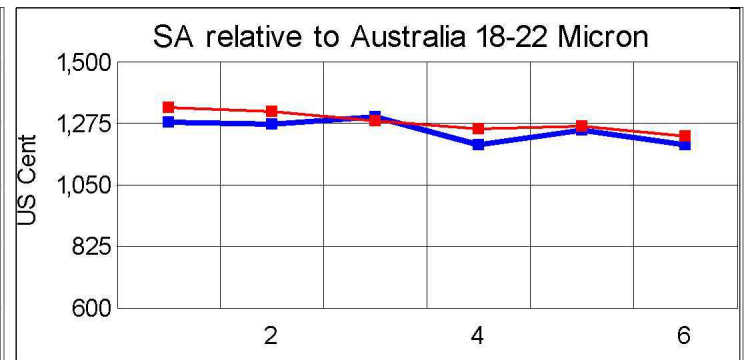
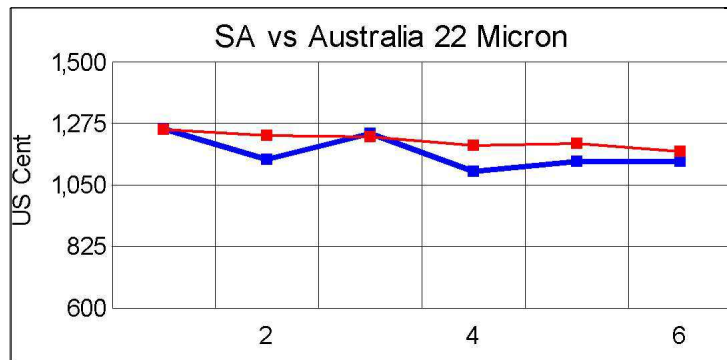
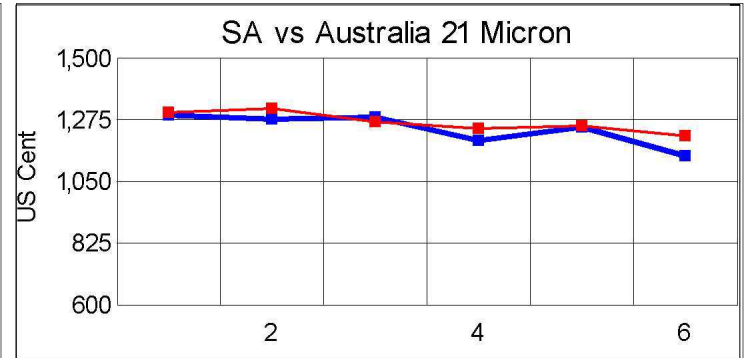
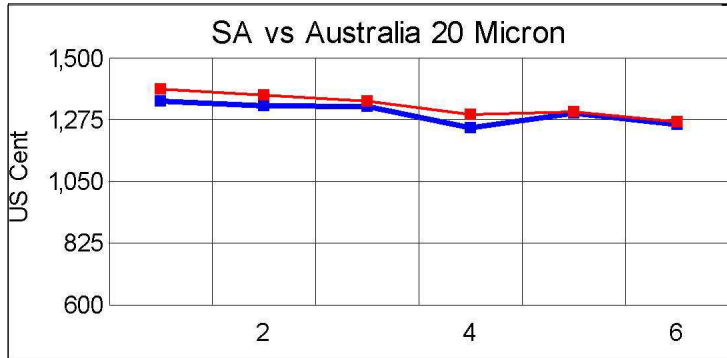
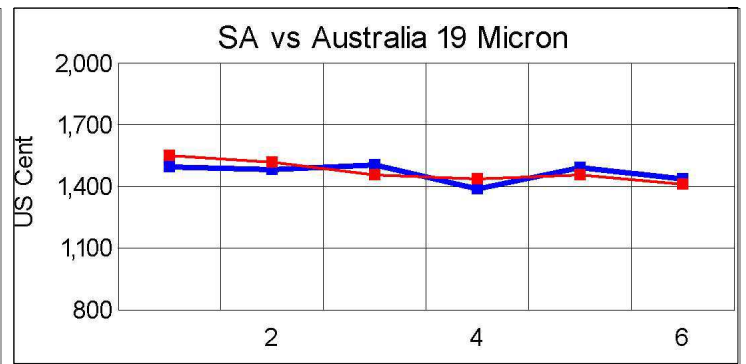
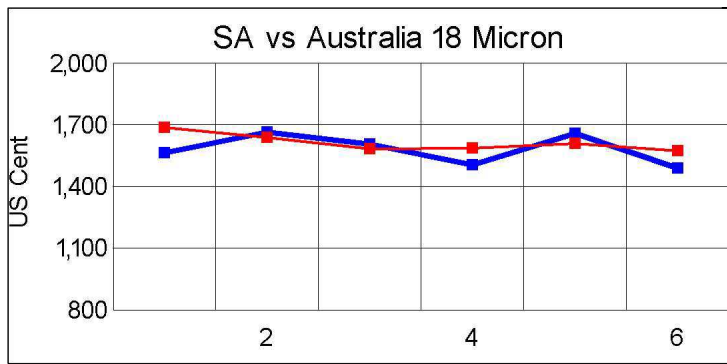
Average Topmaking Styles (AWEX MF6)

Micron	100+mm	90mm	80mm	70mm	60mm	50mm	40mm	30mm	20mm	10mm
18.0										
18.5				18946						
19.0					17866	17485				
19.5				17590						
20.0										
20.5			15090	16288			14405			
21.0				15910						
21.5										
22.0										
22.5										
23.0										
23.5										
24.0										

* Based on a minimum of 3 lots sold per category

Other Selected Types/Qualities

	Long			Medium		
	19μ	20μ	21μ	19μ	20μ	21μ
Good Quality						
Lambswool	20008	17303		17808	17046	
Bellies	18098	16624		16638	15951	14453
Locks				15680	13742	12890
Average Quality						
Lambswool	18550	16717		16603	13441	
Bellies	17828	16818	16037	17275	15536	15217
Locks				15345	14122	
Inferior Quality						
Fleecewool	17410	15973	15483	16177	16263	
Lambswool	18530			19188	14975	
Bellies	17041	16229		15620	14600	
Locks				14852	8743	11357



— SA in USc
— Aus in USc

— SA in USc
— Aus in USc

Market Commentary

WOOL MARKET UNCHANGED

Port Elizabeth - The wool remained unchanged and the Cape Wools Merino Indicator decreased slightly with 0,3% and by 57 points to close at a value of R176,70 (Clean). On the Australian market, the EMI lost 0,5% this week. The Cape Wools All Wool Indicator decreased by 0,3%.

The demand for Merino wool remains strong across all micron ranges with the finer and broader ends again holding up nicely. Buyers commented in particular on the performance of the finer lambs' wool which had outperformed the market. This was a smaller sized auction which added pressure to a market already dealing with lower volumes on offer this season to date.

This week saw the Rand at R13,51 to the US Dollar and R15,86 to the Euro. The Rand was 1,9% weaker against the US Dollar and 0,3% stronger against the Euro, compared with the average rate at the previous sale. The offering comprised of 5 788 bales of which 97,9% was sold. Major traders were Standard Wool SA (1 851), Modiano (1 542), Tianyu SA (849) and Lempriere SA (563).

The average clean prices for the selection within the different micron categories for good top-making (MF5), long fleeces were as follows: 18,0 microns decreased 0,3% to close at R212,78/kg; 18,5 microns moved 0,5% down to close at R205,92/kg; 19 microns lost 1,3% to close at R190,98/kg; 19,5 microns strengthened by 0,6% to close at R181,28/kg; 20 microns was 1,0% weaker to close at R171,39/kg; 20,5 microns lost 1,2% to close at R165,69/kg; 21,0 microns lost 1,3% to close at R164,46/kg; 21,5 microns tumbled by 1,9% to close at R161,24/kg; 22 microns fell 0,6% to close at R158,68/kg and 22,5 microns declined by 0,1% to close at R159,34/kg.

The next sale is scheduled for 04 October 2017 where approximately ±8 609 bales will be on sale.

*The detailed Seasonal Receivals Declared Report can be viewed at www.capewools.co.za