

# National Weekly Wool Market Report

Season: 2017/2018

Sale Date: 13 September 2017



CAPE WOOLS SA

Tel: 27-41-4844301  
 Fax: 27-41-4846792  
 E-mail: stats@capewools.co.za  
 Website: www.capewools.co.za

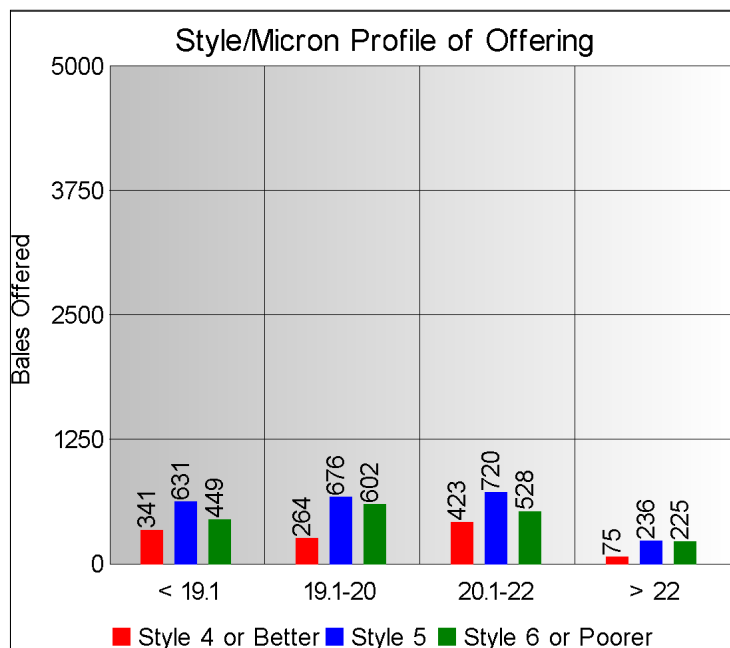
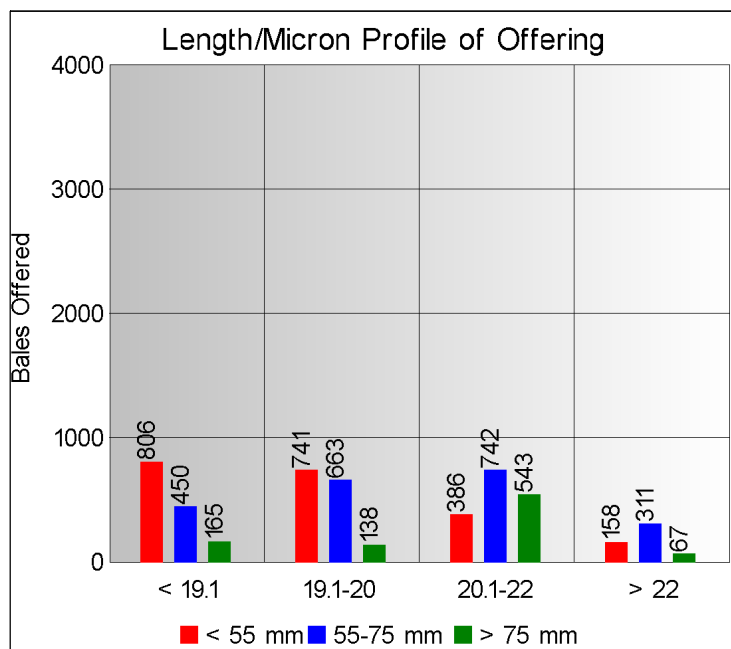
SA Merino Indicator				Buyers			
Indicator Unit	Current Sale	Last Sale	Change	Company	Bales Purchased This Week	% of Purchases	Total Bales Purchased This Season
# SA c/kg	17411	17366	0.3%	Standard Wool SA	1609	31.1%	9512
Ave. to date (17/18)	17805	17936	-0.7%	G Modiano SA	1576	30.5%	10994
Ave. to date (16/17)	15261			Tianyu SA	900	17.4%	6103
US c/kg	1332	1345	-1.0%	Lempriere SA	522	10.1%	5591
Euro c/kg	1112	1129	-1.5%	Segard Masurel SA	227	4.4%	2072
AWEX EMI	1528	1557	-1.9%	Stucken & Co	188	3.6%	2545
Exchange Rates				New England Wool SA	96	1.9%	1143
Currency Unit	This Week	Previous Week	% Change	H Dawson Sons & Co			
R/USD	13.0737	12.9096	-1.3%				
R/Euro	15.6588	15.3843	-1.8%				
R/AUD	10.4878	10.2914	-1.9%				
USD/AUD	0.7781	0.7969	2.4%				

## Analysis of Offerings by Broker This Week (Bales)

Broker	Merino Fleeces	Merino Bellies	Merino Lambs	Merino Backs	Merino Locks	* Other	Total	% Sold
BKB	1843	300	327	8	176	450	3104	98.7%
CMW	1059	198	216	135	132	326	2066	99.5%
MAS	0	0	0	0	0	0	0	
QWB	0	0	0	0	0	0	0	
SBL	0	0	0	0	0	0	0	
VLW	0	0	0	0	0	0	0	
<b>Total</b>	<b>2902</b>	<b>498</b>	<b>543</b>	<b>143</b>	<b>308</b>	<b>776</b>	<b>5170</b>	<b>99.0%</b>

# SA Merino Indicator includes Merino types comparable to international indicators.  
 ## Cape Wools All Wool Indicator, includes all white wool sold at auction.

\* crossbred, coarse and coloured, inferior



## \* Seasonal Receipts Declared

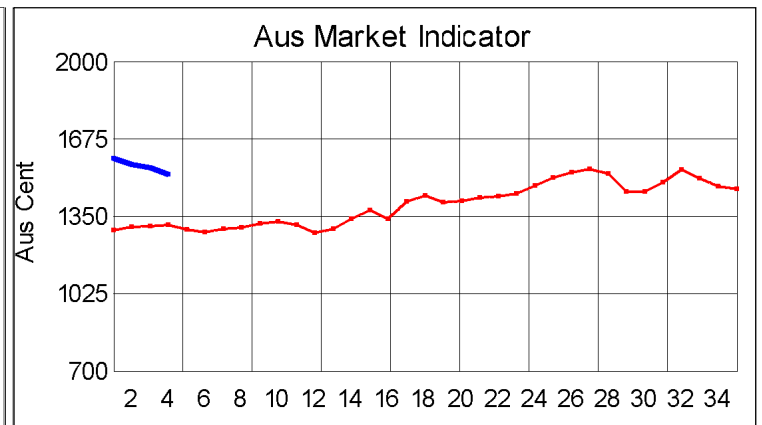
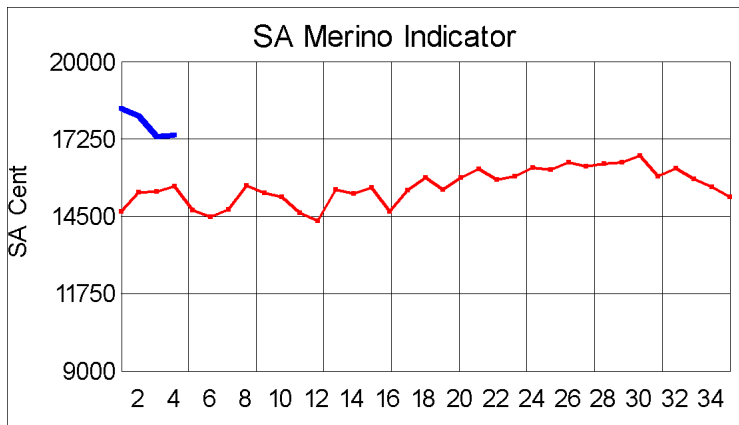
2017/18 Declared Receipts : 21 August 2017

5,882,591.8

2017/18 Declared Receipts : 11 September 2017

8,009,147.4

Percentage Change (Year-on-Year) : 14.61



Current Season — Previous Season —

**Average Fleece Wool Prices (c/kg. clean)**  
**Spinners and Good Topmaking Styles (AWEX Types MF4 and MF5)**

Micron	100+mm	90mm	80mm	70mm	60mm	50mm	40mm	30mm	20mm	10mm
18.0				22307	21420	20442	18908			
18.5			20092	21065	19158	19116	18091			
19.0			19345	18860	18524	17819	16834			
19.5			18049	17631	17997	17008	15585			
20.0			17060	16958	16977	16425	14455			
20.5			16767	16807	16615	15665	14542			
21.0			16363	16556	16359					
21.5		16183	16187	16245		14459				
22.0			15831	15864						
22.5			15651	15618						
23.0					14643					
23.5										
24.0										

\* Based on a minimum of 3 lots sold per category

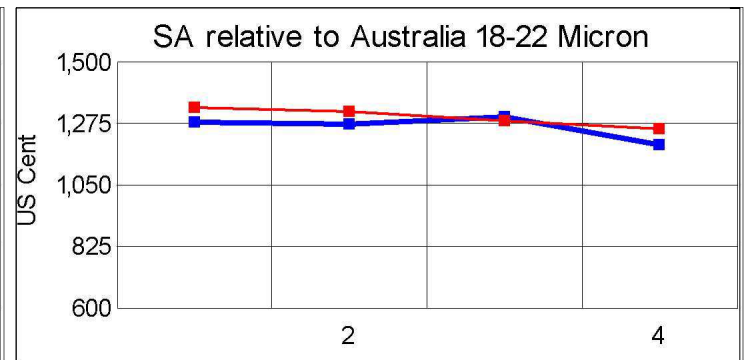
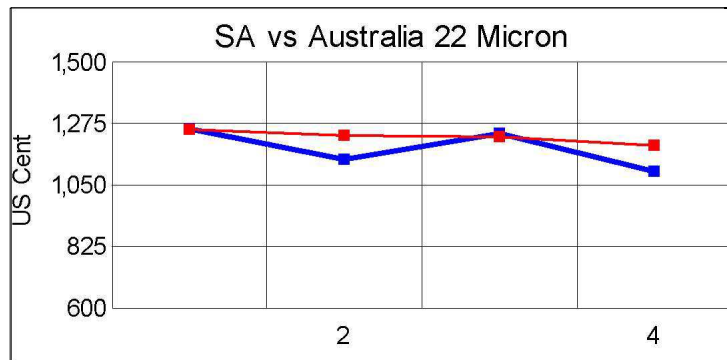
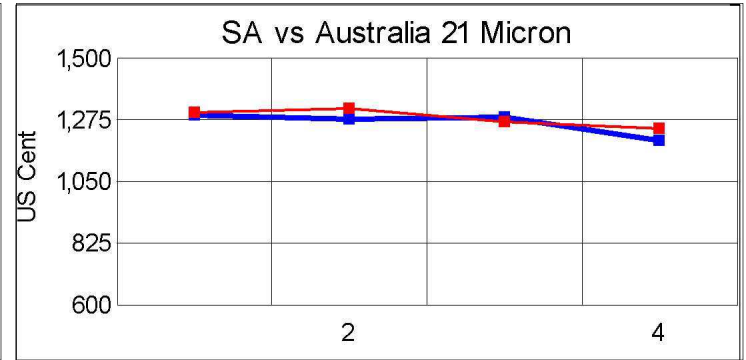
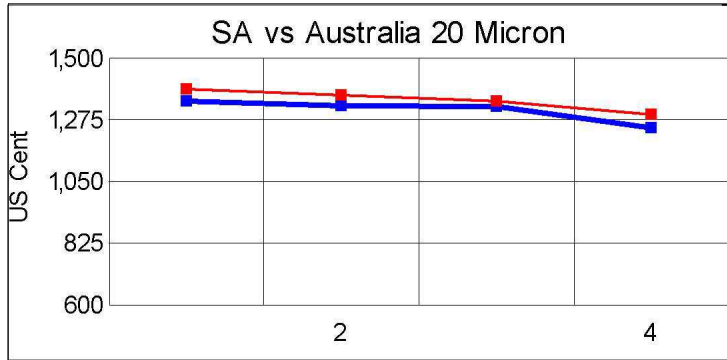
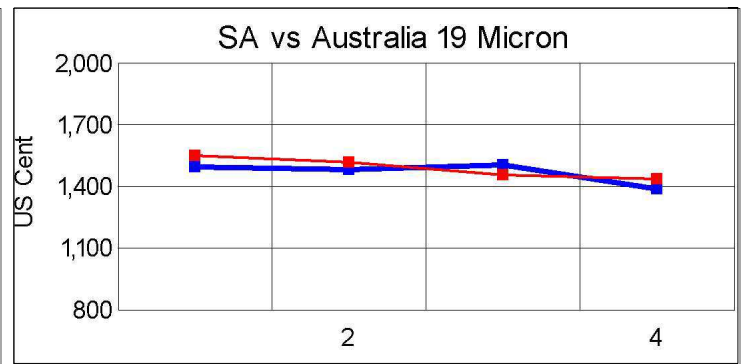
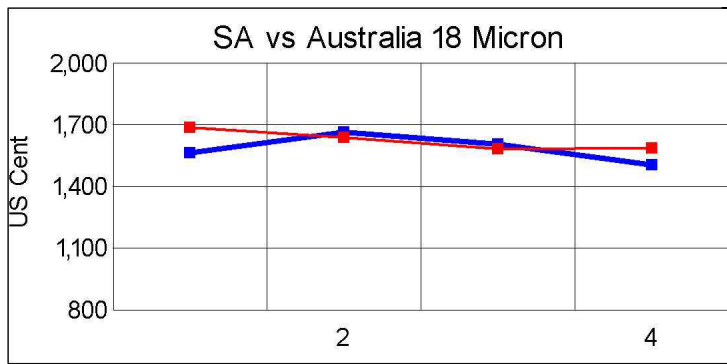
**Average Topmaking Styles (AWEX MF6)**

Micron	100+mm	90mm	80mm	70mm	60mm	50mm	40mm	30mm	20mm	10mm
18.0										
18.5										
19.0				17993						
19.5				17383		16140				
20.0										
20.5			16465	15906	15682					
21.0			15570							
21.5										
22.0										
22.5										
23.0										
23.5										
24.0										

\* Based on a minimum of 3 lots sold per category

**Other Selected Types/Qualities**

	Long			Medium		
<u>Good Quality</u>	19μ	20μ	21μ	19μ	20μ	21μ
Lambswool	19672	17607	16767	16205	16618	
Bellies	17708	15744	15718	16403	16521	13470
Locks				13050	14668	
<u>Average Quality</u>						
Lambswool	19288	17036		17854	14680	13842
Bellies	18072	15687	14667	16646	13923	14634
Locks		13967		13350	12910	11987
<u>Inferior Quality</u>						
Fleecewool	17166	16045	15088	16899	15842	
Lambswool	18706	16425		17373	13637	
Bellies	17517	15310	15231	14755	13450	11394
Locks			6700	9806	10475	



— SA in USc  
— Aus in USc

— SA in USc  
— Aus in USc

### Market Commentary

#### WOOL MARKET 0,3% HIGHER

Port Elizabeth - The wool market maintained its recent gains and the Cape Wools Merino Indicator remained largely unchanged to increase with only 0,3% and by 45 points to close at a value of R174,11 (Clean). On the Australian market, the EMI decreased 1,9%. The Cape Wools All Wool Indicator increased by 0,2%.

There was definitely less demand for the finer end of the market this week which saw prices receding whilst the broader wool enjoyed stronger demand and ended dearer. The combined effect was an unchanged indicator value however buyers cautioned producers to take cognisance of the mixed market for various micron categories and to not only evaluate based on the small fluctuation in the overall market indicator. The auction was fairly small which increased competition for the limited bales on offer.

This week saw the Rand at R13,07 to the US Dollar and R15,66 to the Euro. The Rand was 1,3% weaker against the US Dollar and 1,8% weaker against the Euro, compared with the average rate at the previous sale. The offering comprised of 5 170 bales of which 99,0% was sold. Major traders were Standard Wool SA (1 609), Modiano (1 576), Tianyu SA (900) and Lempriere SA (522).

The average clean prices for the selection within the different micron categories for good top-making (MF5), long fleeces were as follows: 18,0 microns increased 1,7% to close at R207,84/kg; 18,5 microns moved 2,2% down to close at R201,82/kg; 19 microns lost 0,1% to close at R188,26/kg; 19,5 microns weakened by 1,6% to close at R176,75/kg; 20 microns was 2,5% weaker to close at R169,46/kg; 20,5 microns lost 1,8% to close at R165,13/kg; 21,0 microns lost 0,6% to close at R162,95/kg; 21,5 microns improved by 0,3% to close at R160,76/kg; 22 microns fell 1,4% to close at R156,42/kg and 22,5 microns declined by 0,3% to close at R154,54/kg.

The next sale is scheduled for 20 September 2017 where approximately ±8 789 bales will be on sale.

\*The detailed Seasonal Receivals Declared Report can be viewed at [www.capewools.co.za](http://www.capewools.co.za)